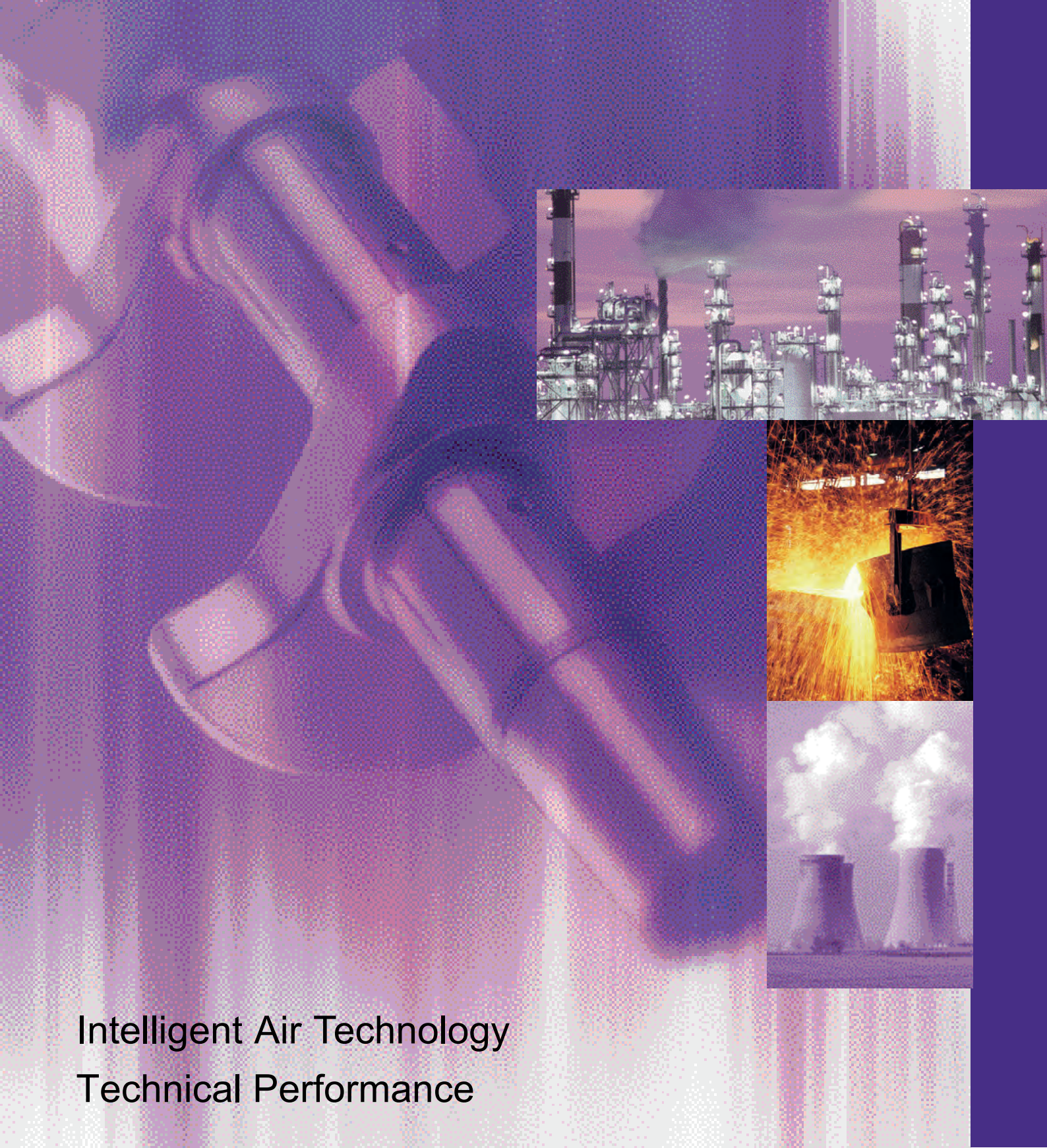


J&J Air Systems



V-Major, V-Compact
Reciprocating Compressors

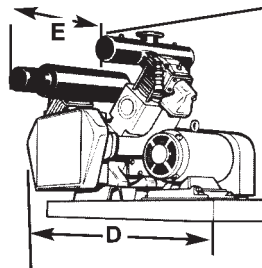
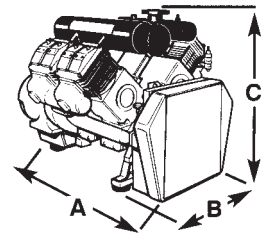


Intelligent Air Technology
Technical Performance

Dimensions - Oil Free

Model	Air Connection BS10 Table F (inches)	Dimensions (mm)						Net Wt. Compressor only Kg	Nominal Motor Power kW	Gross Weight	
		Flange Mounted			V-Belt Drive					Flange Mounted	V-Belt Drive
		A	B	C	D	E	F			Kg	Kg
V100DA	2	1640	1460	1220	2140	1020	1360	594	18.5/22.0	725/768	895/938
V150DA	2	1715	1460	1220	2140	1020	1360	595	30.0/37.0	788/828	959/1000
V200DA	2.5	1925	1460	1220	2185	1170	1345	898	37.0/45.0	1130/1168	1368/1406
V300DA	2.5	2140	1460	1220	2185	1170	1345	910	55.0/64.0	1230/1345	1468/1584
VL200DA	4	1473	1676	1270	#	#	#	544	18.5/30.0	676/740	#
VL300DA	4	1473	1676	1270	#	#	#	549	30.0/37.0	779/816	#
VL400DA	*5	1829	1676	1270	#	#	#	853	37.0/45.0	849/888	#

Performance Data - Lubricated



Model	Speed	7.0 bar g				8.5 bar g				10.5 bar g			
		m³/min	kW	cfm	hp	m³/min	kW	cfm	hp	m³/min	kW	cfm	hp
V100A	1460	2.94	18.5	104	24.5	2.91	19.5	103	26.0	2.88	21.0	102	27.5
V150A	1460	4.32	28.0	153	37.0	4.29	29.5	152	40.0	4.26	32.0	151	43.0
V200A	1460	5.85	37.5	207	50.0	5.79	40.0	205	54.0	5.73	42.5	203	57.0
V300A	1460	8.64	54.2	305	72.5	8.55	58.5	302	78.5	8.49	62.5	300	83.5

Model	Speed	1.5 bar g				2.0 bar g				3.5 bar g			
		m³/min	kW	cfm	hp	m³/min	kW	cfm	hp	m³/min	kW	cfm	hp
VL200A	1460	6.30	18.8	225	24.5	6.12	21.0	214	28.5	5.52	26.0	195	34.5
VL300A	1460	8.94	27.3	320	35.5	8.70	31.0	306	42.0	7.64	36.3	270	48.5
VL400A	1460	12.30	35.3	433	46.0	11.82	40.0	415	54.0	10.61	48.1	375	64.0

Dimensions - Lubricated

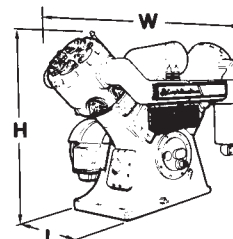

Model	Air Connection BS10 Table F (inches)	Dimensions (mm)						Net Wt (compressor only) Kg	Nominal Motor Power kW	Gross Weight	
		Flange Mounted			V-Belt Drive					Flange Mounted	V-Belt Drive
		A	B	C	D	E	F			Kg	Kg
V100A	2	1640	1015	1000	1920	1020	1130	495	18.5/22.0	625/667	795/839
V150A	2	1715	1015	1000	1920	1020	1130	497	30.0/37.0	688/729	859/900
V200A	2.5	1925	1015	1000	1965	1170	1120	706	37.0/45.0	938/976	1175/1213
V300A	2.5	2140	1015	1000	1965	1170	1120	715	55.0/64.0	1040/1150	1277/1388
VL200A	4	1550	1090	1120	#	#	#	442	18.5/30.0	607/671	#
VL300A	4	1550	1090	1120	#	#	#	445	30.0/37.0	598/632	#
VL400A	*5	1905	1090	1120	#	#	#	658	37.0/55.0	847/958	#

on application *4 inches above 2.0 bar g. Test standards in accordance with ISO 1217 Annex C, PN2CPTC2

Performance Data - Oil Free

Model	Speed	1.5 bar g				3.0 bar g				4.0 bar g				5.5 bar g			
		m³/min	kW	cfm	hp	m³/min	kW	cfm	hp	m³/min	kW	cfm	hp	m³/min	kW	cfm	hp
SMLD350	590 rpm	13.5	32.8	480	42.5	12.5	44.8	445	58	11.8	50	410	68	10.7	54.8	380	74
SMLD500	590 rpm	18.8	47	670	61	17.3	63	620	81	16.6	70.9	580	96	-	-	-	-

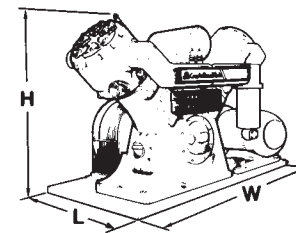
Model	Speed	1.5 bar g				3.0 bar g				4.0 bar g			
		m³/min	kW	cfm	hp	m³/min	kW	cfm	hp	m³/min	kW	cfm	hp
VMLD1000	735 rpm	34	81	1201	108	30.7	113	1084	151	28.3	131	999	176
VMLD1500-40	735 rpm	47	125	1660	167	43.3	168	1529	225	-	-	-	-
VMLD1500-60	590 rpm	-	-	-	-	43.4	162	1533	217	41.8	182	1476	244
VMLD2000	590 rpm	68.9	166	2433	222	60.6	224	2140	300	58	253	2048	339
VMLD3000	590 rpm	92.7	248	3274	332	-	-	-	-	-	-	-	-



Model	Speed	7.0 bar g				8.5 bar g				10.5 bar g			
		m³/min	kW	cfm	hp	m³/min	kW	cfm	hp	m³/min	kW	cfm	hp
VMD500	735 rpm	16.3	83.5	574	112	16.1	91.8	569	123	16	99.2	564	133
VMD750	735 rpm	23.2	120.8	820	162	22.9	129.1	808	173	22.6	137.3	799	184
VMD1000	590 rpm	32.1	170.8	1135	229	31.7	182	1120	244	31.1	196.2	1099	263
VMD1500	590 rpm	45.9	251.4	1621	337	45.4	266	1604	357	-	-	-	-

Model	Speed	14.0 bar g				17.5 bar g				20.5 bar g			
		m³/min	kW	cfm	hp	m³/min	kW	cfm	hp	m³/min	kW	cfm	hp
VMHD500	735 rpm	15.5	103	549	138	15.3	111	539	149	15.1	118	535	158
VMHD750	590 rpm	22.6	168	798	225	22.3	178	778	239	22	184	779	247
VMHD1000	590 rpm	29.9	212	1058	284	29.7	228	1050	306	29.4	243	1038	326

Dimensions - Oil Free



Model	Air Connections		Dimensions						Weights	
	Suction	Delivery	Floor Space† Vee-Belt Drive			Floor Space† Flange Mounted			Incl. Motor Flange Mounted	less Motor Incl. Flywheel
	BS10 Table inches		L (mm)	W (mm)	H (mm)	L (mm)	W (mm)	H (mm)	Kg	Kg
SMLD350	7" 'D'	6" 'D'	1285	2600	2021	-	-	-	-	1577
SMLD500	7" 'D'	6" 'D'	1285	2600	2021	-	-	-	-	1577
VMLD1000	9" 'D'	8" 'D'	1700	3630	1802	1794	2440	1802	2892	2345
VMLD1500-40	9" 'D'	8" 'D'	1700	3660	1847	1625	2440	1847	3224	2617
VMLD1500-60	9" 'D'	8" 'D'	2000	4800	2158	1981	2806	2158	5375	3994
VMLD2000	2 x 9" 'D'	10" 'D'	2000	4600	2171	2115	2858	2171	5690	4495
VMLD3000	2 x 12" 'D'	12" 'D'	#	#	#	2236	2946	2234	6347	4957

Dimensions – Oil Free cont/d

Model	Air Connections		Dimensions						Weights	
	Suction	Delivery	Floor Space† Vee-Belt Drive			Floor Space† Flange Mounted			Incl. Motor Flange Mounted	less Motor Incl. Flywheel
	BS10 Table inches		L (mm)	W (mm)	H (mm)	L (mm)	W (mm)	H (mm)	Kg	Kg
VMD500	7" 'D'	4" 'F'	1780	3850	1821	1785	2440	1821	2967	2410
VMD750	7" 'D'	4" 'F'	1780	3900	1828	1743	2440	1828	3244	2680
VMD1000	9" 'D'	5" 'F'	2000	4700	2183	1997	2832	2183	5455	4550
VMD1500	12" 'D'	6" 'E'	2032	4800	2228	2064	2870	2228	6282	5075
VMHD500	7" 'D'	3" 'F' or 'H'	1700	4000	1821	1784	2440	1821	2966	2475
VMHD750	7" 'D'	4" 'F' or 'H'	2000	4550	2126	2010	2807	2126	5045	4140
VMHD1000	9" 'D'	4" 'F' or 'H'	#	#	#	1997	2832	2183	5879	4650

Performance Data – Lubricated

Model	Speed	1.5 bar g				3.0 bar g				4.0 bar g				5.5 bar g			
		m³/min	kW	cfm	hp	m³/min	kW	cfm	hp	m³/min	kW	cfm	hp	m³/min	kW	cfm	hp
SML350	590 rpm	13.5	32.8	480	42.5	12.5	44.8	445	58	11.8	50	410	68	10.7	54.8	380	74
SML500	590 rpm	18.8	47	670	61	17.3	63	620	81	16.6	70.9	580	96	-	-	-	-

Model	Speed	1.5 bar g				3.0 bar g				4.0 bar g			
		m³/min	kW	cfm	hp	m³/min	kW	cfm	hp	m³/min	kW	cfm	hp
VML1000	735 rpm	34	81	1199	109	31.4	113	1109	151	29.7	130	1047	174
VML1500-40	735 rpm	47.6	123	1681	165	44.1	165	1557	221	-	-	-	-
VML1500-60	590 rpm	-	-	-	-	43.7	160	1544	214	42.1	181	1486	241
VML2000	590 rpm	64.2	165	2266	221	60.9	222	2152	295	58.4	251	2061	336
VML3000	590 rpm	94.5	246	3337	330	-	-	-	-	-	-	-	-

Model	Speed	7.0 bar g				8.5 bar g				10.5 bar g			
		m³/min	kW	cfm	hp	m³/min	kW	cfm	hp	m³/min	kW	cfm	hp
SM400	720 rpm	11.7	72	415	97	-	-	-	-	-	-	-	-
VM500	735 rpm	16.6	83.5	585	112	16.4	91	580	122	16.2	99.2	574	133
VM750	735 rpm	23.4	120.1	827	161	23.1	128.3	816	172	22.8	137.3	807	184
VM1000	590 rpm	32.3	170.1	1139	228	31.8	181.3	1122	243	31.3	195.5	1104	262
VM1500	590 rpm	46.9	246.2	1656	330	47.2	263.3	1667	353	-	-	-	-

Model	Speed	14.0 bar g				17.5 bar g				20.5 bar g			
		m³/min	kW	cfm	hp	m³/min	kW	cfm	hp	m³/min	kW	cfm	hp
VMH500	735 rpm	15.5	103	549	138	15.3	111	539	149	15.1	118	535	158
VMH750	590 rpm	22.6	168	798	225	22.3	178	778	239	22	184	779	247
VMH1000	590 rpm	29.9	226	1058	303	29.4	226	1038	303	28.4	239	1021	321

Dimensions – Lubricated

Model	Air Connections		Dimensions						Weights	
	Suction	Delivery	Floor Space† Vee-Belt Drive			Floor Space† Flange Mounted			Incl. Motor Flange Mounted	less Motor Incl. Flywheel
	BS10 Table inches		L (mm)	W (mm)	H (mm)	L (mm)	W (mm)	H (mm)	Kg	Kg
SML350	7" 'D'	6" 'D'	1355	2600	1818	-	-	-	-	1530
SML500	7" 'D'	6" 'D'	1355	2600	1818	-	-	-	-	1530
VML1000	9" 'D'	8" 'D'	1700	3560	1663	1763	2440	1663	2752	2205
VML1500-40	9" 'D'	8" 'D'	1700	3600	1700	1622	2440	1700	3050	2445
VML1500-60	9" 'D'	8" 'D'	2000	4546	1980	1963	2740	1980	5107	3375
VML2000	2 x 9" 'D'	10" 'D'	2000	4600	2005	2115	2740	2005	5248	4053
VML3000	2x12" 'D'	12" 'D'	#	#	#	2236	2740	2056	6002	4843
SM400	7" 'D'	4" 'E'	1539	1905	1818	-	-	-	-	1530
VM500	7" 'D'	4" 'F'	1700	3750	1821	1650	2440	1821	2810	2280
VM750	7" 'D'	4" 'F'	1700	3940	1821	1606	2440	1821	3044	2465
VM1000	9" 'D'	5" 'F'	2000	4700	2094	1925	2740	2094	5155	4520
VM1500	12" 'D'	6" 'E'	2000	4700	2094	1966	2740	2094	5967	4760
VMH500	7" 'D'	3" 'F' or 'H'	1700	3500	1821	1650	2440	1821	2892	2335
VMH750	7" 'D'	4" 'F' or 'H'	2000	4550	2094	1874	2740	2094	4780	3880
VMH1000	9" 'D'	4" 'F' or 'H'	#	#	#	1924	2740	2094	5477	4505

† Approximate dimensions given are overall installation sizes (compressor and foundation block) and include a 75mm plinth but do not include space requirement for removal of parts, ie cylinder heads and crankshaft. Test standards in accordance with ISO 1217 Annex C, PN2CPTC2. # on application

Performance Data – Oil Free

Model	Speed	7.0 bar g				8.5 bar g				10.5 bar g			
		m³/min	kW	cfm	hp	m³/min	kW	cfm	hp	m³/min	kW	cfm	hp
V100DA	1460	2.82	18.5	100	24.5	2.79	19.3	99	26.0	2.76	21.0	98	27.5
V150DA	1460	4.23	28.0	150	37.0	4.20	29.5	149	40.0	4.17	32.0	147	43.0
V200DA	1460	5.70	37.5	202	50.0	5.67	40.0	200	54.0	5.58	42.5	197	67.0
V300DA	1460	8.64	54.2	305	73.5	8.58	59.0	302	79.5	-	-	-	-

Model	Speed	1.5 bar g				2.0 bar g				3.5 bar g			
		m³/min	kW	cfm	hp	m³/min	kW	cfm	hp	m³/min	kW	cfm	hp
VL200DA	1460	6.30	19.0	225	24.5	6.06	21.0	216	28.5	5.88	23.0	208	30.5
VL300DA	1460	8.94	27.5	320	35.5	8.70	31.0	306	42.0	8.34	33.5	295	44.5
VL400DA	1460	12.30	35.3	435	46.0	11.82	40.0	415	54.0	11.40	43.0	403	57.0

Global experience – truly local service



Our Sales and Service trade counter in High Wycombe. With over 200 years of engineering excellence, the CompAir brand offers an extensive range of highly reliable, energy efficient compressors and accessories to suit all applications.

An extensive network of dedicated CompAir Sales companies and distributors across all continents provide global expertise with a truly local service, ensuring our advanced technology is backed up with the right support.

As part of the worldwide Gardner Denver operation, CompAir has consistently been at the forefront of compressed air systems development, culminating in some of the most energy efficient and low environment impact compressor on the market today, helping customers achieve or surpass their sustainability targets.



CompAir compressed air product range

Advanced Compressor Technology

Lubricated

- Rotary Screw
 - > Fixed and Regulated Speed
- Piston
- Portable

Oil-Free

- Water Injected Screw
 - > Fixed and Regulated Speed
- Two Stage Screw
 - > Fixed and Regulated Speed
- Piston
- High Speed Centrifugal - Quantima®
- Rotary Scroll

Complete Air Treatment Range

- Filtration
- Refrigerant and Desiccant Dryer
- Condensate Management
- Heat of Compression Dryer
- Nitrogen Generator

Modern Control Systems

- CompAir DELCOS Controllers
- SmartAir Master Sequencer

Value Added Services

- Professional Air Audit
- Performance Reporting
- Leak Detection

Leading Customer Support

- Custom Engineered Solutions
- Genuine CompAir Parts and Lubricants

J&J Air Systems



J&J Air Systems
Sands Industrial Estate,
High Wycombe
Bucks HP12 4HJ
United Kingdom

Customer Service: 0800 027 8442
Telephone: 01494 530291
International: +44 (0)1494 530291
Fax: +44 (0)1494 463062

sales@JJAirSystems.co.uk
www.JJAirSystems.co.uk

