

J&J Air Systems



Parker Legris Technical Tubing & Hose

aerospace
climate control
electromechanical
filtration
fluid & gas handling
hydraulics
pneumatics
process control
sealing & shielding



ENGINEERING YOUR SUCCESS.



For advice or more information, please do not hesitate to contact us.
Visit our website today: **www.parkerlegris.com** or consult our general Catalogue.



| | |
|---|--------|
| Technical Tubing and Hose Overview | P. 4-5 |
| Technical Tubing and Hose Range | P. 6-7 |
| Packaging for Technical Tubing and Hose | P. 8 |
| Product Codes of Parker Legris Tubing and Hose | P. 9 |

Flexible Calibrated Tubing

| | | |
|----------------------|--|-------|
| Polyamide Tubing | Semi-Rigid PA | P. 11 |
| | Rigid PA | P. 12 |
| | Fireproof PA | P. 15 |
| | Anti-Spark with PVC Sheath | P. 17 |
| Polyurethane Tubing | PU Ester | P. 19 |
| | PU Ether - PU Ether Food-Grade "Crystal" | P. 20 |
| | Antistatic PU | P. 23 |
| | PU Ether, Anti-Spark, Single Layer / | |
| | PU Ether, Anti-Spark with PVC Sheath | P. 25 |
| Polyethylene Tubing | Advanced PE | P. 27 |
| | Low Density PE | P. 27 |
| Fluoropolymer Tubing | FEP | P. 29 |
| | PFA | P. 31 |
| | Antistatic PFA | P. 31 |

Calibrated Multi-Tubing

| | | |
|----------------------------------|---------------|-------|
| Polyamide Tubing with PVC Sheath | Semi-Rigid PA | P. 33 |
| | | |
| Twin Polyurethane Tubing | | |
| | Twin PU Ester | P. 33 |

Calibrated Recoil Tubing

| | | |
|---------------------------|--|-------|
| Semi-Rigid PA | Assembled with Fittings | P. 35 |
| PU Ester and Ether Tubing | | |
| | Assembled with Fittings, Metallic Spring Guard | P. 37 |
| | Assembled with Fittings, Plastic Spring Guard | P. 38 |
| | Coiled without Fittings | P. 37 |
| Braided PU Hose | Assembled with Fittings, Plastic Spring Guard | P. 41 |

Calibrated Braided Hose

| | |
|----------------------|-------|
| Clear Food-Grade PVC | P. 43 |
| Blue PVC | P. 43 |
| Self-Fastening NBR | P. 45 |

Accessories

P. 46-47

Compatibility Chart

P. 48-49

Product Selection Table

P. 50



Technical Tubing and Hose

PA Tubing

(P. 10)



Fluids: compressed air, industrial fluids

Materials:

- 2 polyamide grades (semi-rigid and rigid)
- 7 colours

Pressure: 58 bar

Temperature: -40°C to +100°C

O.D. metric: 3 mm to 16 mm

O.D. inch: on request

Fireproof High Resistance PA Tubing

(P. 14)



Fluids: compressed air, coolants, lubricants

Materials:

- Polyamide with flame retardant additive
- 5 colours

Pressure: 50 bar

Temperature: -40°C to +100°C

O.D. metric: 4 mm to 12 mm

Anti-Spark PA or PU Tubing, with or without PVC Sheath (P. 16 & 24)



Fluids : compressed air, coolants, industrial fluids

Materials :

- Semi-rigid polyamide with PVC sheath
- Polyurethane ether with PVC sheath
- Single layer polyurethane ether
- 4 colours

Pressure: 36 bar max.

Temperature: -20°C to +80°C

O.D. metric: 4 mm to 12 mm

PU Tubing

(P. 18)



Fluids: compressed air and food industry fluids ("crystal")

Materials:

- Polyurethane ester or ether
- Polyurethane food-grade "crystal"
- 7 colours

Pressure: 12 bar


Temperature: -20°C to +70°C

O.D. metric: 3 mm to 16 mm

O.D. inch: on request

Antistatic PU Tubing

(P. 22)



Fluids: compressed air

Materials:

- Polyurethane with conductive particles
- Black ($10^2 \Omega.m$)

Pressure: 10 bar

Temperature: -20°C to +70°C

O.D. metric: 3 mm to 12 mm

PE Tubing

(P. 26)



Fluids: many fluids

Materials:

- Low density polyethylene
- 50% reticulated polyethylene, food-grade
- 7 colours

Pressure: 20 bar

Temperature: -40°C to +95°C

O.D. metric: 4 mm to 14 mm

O.D. inch: 1/8" to 1/2"

FEP Tubing

(P. 28)



Fluids: many fluids

Materials:

- Fluoropolymer: fluorinated ethylene propylene, food-grade
- Transparent

Pressure: 28 bar

Temperature: -40°C to +150°C

O.D. metric: 4 mm to 12 mm

PFA Tubing

(P. 30)



Fluids: many fluids

Materials:

- 3 grades of perfluoroalkoxy
- High purity food-grade, clear
- Standard food-grade, 3 "crystal" colours
- Antistatic ($0.2 \Omega.m$), black

Pressure: 36 bar

Temperature: -196°C to +260°C

O.D. metric: 4 mm to 12 mm

PA Multi-Tubing

(P. 32)



Fluids: compressed air, industrial fluids

Materials:

- Semi-rigid polyamide with PVC sheath
- 6 colours

Pressure: 24 bar

Temperature: -40°C to +80°C

O.D. metric: 4 mm to 8 mm

Technical Tubing and Hose

Twin PU Tubing

(P. 32)



Fluids: compressed air

Materials:

- Polyurethane ester
- 1 to 2 colours

Pressure: 14 bar

Temperature: -20°C to +70°C

O.D. metric: 4 mm to 8 mm

Recoil PA Tubing

(P. 34)



Fluids: compressed air, industrial fluids

Materials:

- Semi-rigid polyamide
- 2 colours
- Recoil tubing with fittings

Pressure: 20 bar

Temperature: -20°C to +80°C

O.D. metric: 6 mm and 8 mm

Recoil PU Tubing

(P. 36)



Fluids: compressed air

Materials:

- Polyurethane ester or ether
- 3 colours
- With or without fittings

Pressure: 10 bar

Temperature: -20°C to +70°C

O.D. metric: 4 mm to 12 mm

I.D. inch: 3/8" and 19/32"

Braided PU Recoil Hose

(P. 40)



Fluids: compressed air, industrial fluids

Materials:

- Translucent blue polyurethane, reinforced with a polyester braid
- Assembled with threaded fittings

Pressure: 15 bar

Temperature: -40°C to +75°C

I.D. inch: 1/4" and 5/16"

Braided PVC Hose

(P. 42)



Fluids: compressed air, non-corrosive or alimentary fluids (translucent PVC)

Materials:

- Polyvinyl chloride with braided polyester
- Translucent (food-grade) or blue (industrial)

Pressure: 15 bar

Temperature: -25°C to +70°C

I.D. metric: 4 mm to 19 mm

Self-Fastening NBR Hose

(P. 44)



Fluids: compressed air, coolants

Materials:

- Nitrile butadiene rubber reinforced with a polyamide braid
- 4 colours

Pressure: 16 bar

Temperature: -20°C to +100°C

I.D. inch: 1/4" to 3/4"

Technical Tubing and Hose Range

Flexible Calibrated Tubing

Polyamide Tubing

Semi-Rigid PA



1025P
1100P
2005P
2010P
Page 11

Rigid PA



1025L
Page 12

Fireproof PA



1100P..R
2005P..R
2010P..R
Page 15

Anti-Spark PA with PVC Sheath



1025P..V
1100P..V
Page 17

Polyurethane Tubing

PU Ester



1025U
1100U
2003U
2005U
2010U
Page 19

PU Ether PU Ether Food-Grade "Crystal"



1025U..R
1100U..R
2003U..R
2005U..R
2010U..R
Page 20

Antistatic PU



1025U..A
1100U..A
Page 23

PU Ether, Anti-Spark, Single Layer PU Ether, Anti-Spark with PVC Sheath



1025U..V
1100U..V
Page 25
1025U..K
1100U..K
Page 25

Polyethylene Tubing

Advanced PE



1015Y..F
1030Y..F
1075Y..F
1096Y..F
1098Y..F
1099Y..F
Page 27

Low Density PE



1025Y
1100Y
Page 27

Fluoropolymer Tubing

FEP



1005T
1025T
Page 29

PFA



1010T..P
1050T..P
1100T..P
Page 31

Antistatic PFA



1010T..A
1050T..A
Page 31

Calibrated Multi-Tubing

Polyamide Tubing with PVC Sheath

Semi-Rigid PA



1010P..M
1050P..M
Page 33

Twin Polyurethane Tubing

Twin PU Ester



1420U
Page 33

Technical Tubing and Hose Range

Calibrated Recoil Tubing

Semi-Rigid Polyamide

Assembled with Fittings



1470P
1471P
1472P

Page 35

Polyurethane Ester and Ether Tubing

Assembled with Fittings,
Metallic Spring Guard



1470U
1471U
1472U

Page 37

Assembled with Fittings,
Plastic Spring Guard



1445U..R
1441U..R
1442U..R
1447U..R

Page 38

Coiled without Fittings



1460U
1461U
1462U

Page 37

Braided Polyurethane Hose

Assembled with Fittings,
Plastic Spring Guard



1445U..E
1442U..E
1447U..E

Page 41

Calibrated Braided Hose

Clear Food-Grade PVC



1025V
1050V

Page 43

Blue PVC



1025V..C
1050V..C

Page 43

Self-Fastening NBR



1040H
1080H
1100H

Page 45

Accessories

0694

Page 46



0695

Page 46



3000 71 11

Page 46



3000 71

Page 46



6000 71

Page 46



0127

Page 47



1827

Page 47



Clip

Page 47



0697

Page 47



Packaging for Technical Tubing and Hose

Tubepack®

- 5 m, 10 m, 25 m and 100 m lengths
- For polyamide, polyurethane, fluoropolymer, polyethylene and anti-spark tubing
- Optimisation of storage
- Immediate identification of the type of tubing
- Integrated winder for easy handling



Drums

- Up to 1000 m long
- For polyamide, polyurethane, fluoropolymer tubing, etc.
- Immediate identification of the tubing for easy handling
- Adapted to workshop reels



Reels

- Up to 100 m
- Supplied with protective plastic film
- For braided tubing, special tubing (e.g. multi-tubing)



Plastic Bags

- Ideal for merchandising
- Promotional tools
- Recoil tubing or tubing cut to the required length



Tube Marking

- Length indicated every metre:
 - time saved when cutting to exact length
 - remaining quantity is immediately identifiable (PA and PU)
- Custom marking upon request (marking, fluid identification, customer part number...)
- Traceability with marking of manufacturing batch



Tube Cutting to the Required Length

- Upon request, cutting of your tube to the required length, from 5 cm to 3 m
- Precision +/- 3 mm
- Ideal for optimising your installation costs



Product Codes of Parker Legris Tubing and Hose

Material

H = Self-Fastening NBR
L = Rigid Polyamide
P = Semi-Rigid Polyamide
T = Fluoropolymer
U = Polyurethane
V = PVC
Y = Polyethylene

Type of Tubing

P..A = Antistatic PA
P..R = Fireproof PA
P..V = Anti-Spark PA with PVC Sheath
T..A = Antistatic PFA
T..P = PFA
U..A = Antistatic PU
U..K = Anti-Spark Single Layer PU
U..R = PU Ether
U..V = Anti-Spark PU with PVC Sheath
Y..F = Advanced PE (LIQUIfit®)

2 010 P 04 R 00 27

Packaging Code

1 = Tubepack® or LIQUIfit® Drum
2 = Long Length on Drum

Length

015 = 150 m
020 = 20 m
025 = 25 m
030 = 300 m
040 = 40 m
075 = 75 m
080 = 80 m
100 = 100 m

003 = 300 m

005 = 500 m

010 = 1000 m

O.D. Code

03 = 3 mm
04 = 4 mm
06 = 6 mm
08 = 8 mm
 .../...
1/4 = 56 mm
 .../...

10 = 10 mm

04 = 4 mm
06 = 6 mm
08 = 8 mm
10 = 10 mm

04 = 4 mm
06 = 6 mm

Colour

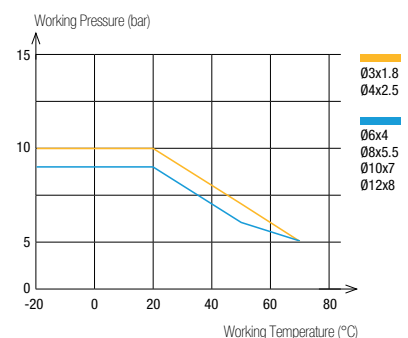
00 = ○ clear
01 = ● black
02 = ● green
03 = ● red
04 = ● blue
05 = ● yellow
06 = ● grey
07 = ● orange
08 = ○ crystal clear
09 = ● purple
10 = ○ white
12 = ● crystal green
13 = ● crystal red
14 = ● crystal blue
17 = ● crystal orange

Special I.D.

18 = 1.8 mm
27 = 2.7 mm
33 = 3.3 mm
75 = 7.5 mm
95 = 9.5 mm

How to Read the Graphs

- In the graphs in this chapter, each curve represents the acceptable maximum pressure at a given temperature, by diameter.
- Technical characteristics of Parker Legris tubing depend on the type of connection used.
- The vacuum capability of all tubing is 755 mm Hg (99% vacuum).



PA Tubing

Tried-and-tested for industrial or vehicle applications, PA tubing guarantees **excellent durability** due to its stable long-term mechanical properties.

Parker Legris' special grade of semi-rigid polyamide is manufactured according to our **Eco-Design** approach for higher performance.

Product Advantages

Tried-&-Tested Material

- Good chemical and humidity resistance
- Excellent material stability (mechanical and chemical)
- Continuous calibration during production for excellent reliability
- Two material grades: rigid and semi-rigid
- Bio-based semi-rigid material

Versatility & Performance

- Wide range of working pressure and temperature
- Good vibration absorption
- Abrasion-resistant
- Remaining length marking
- Large choice of colours to facilitate circuit identification
- Silicone-free



Applications

- Packaging
- Tooling
- Compressed Air
- Motion Technologies
- Robotics
- Industrial Machinery

Technical Characteristics

| Tubing | Semi-Rigid PA | Rigid PA |
|---------------------|----------------------------------|--|
| Compatible Fluids | Compressed air, other fluids | Compressed air, lubricants, other fluids |
| Working Pressure | Vacuum to 50 bar | Vacuum to 58 bar |
| Working Temperature | -40°C to +100°C | -40°C to +80°C |
| Component Materials | Bio-based polyamide (68 Shore D) | Polyamide (65 Shore D) |

Regulations

Industrial

DI: 2002/95/EC (RoHS), 2011/65/EC
DI: 97/23/EC (PED)
RG: 1907/2006 (REACH)

Transportation

Chemical performance and resistance tested according to DIN 74324 -1 / DIN 73378 / ISO 7628

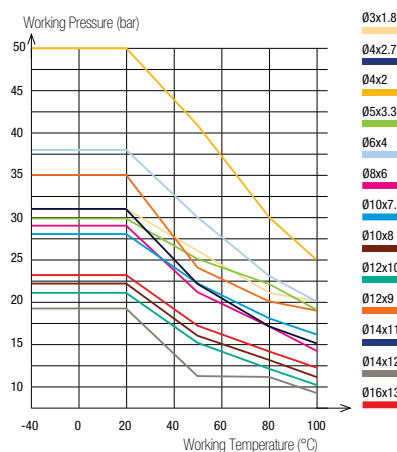
Packaging

Tube pack*: 25 m, 100 m
Drum: 500 m, 1 000 m

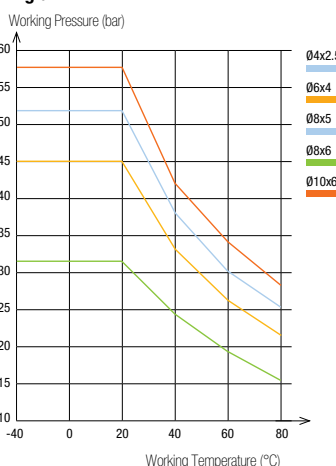
Reliable performance is dependent upon the type of fluid conveyed and fittings being used. Use is guaranteed with a vacuum of 755 mm Hg (99% vacuum).

Performance of PA Tubing

Semi-Rigid



Rigid











| Tube O.D. | Tube O.D. Tolerance |
|------------|---------------------|
| 3 to 5 mm | +0.05 / -0.08 |
| 6 to 16 mm | +0.05 / -0.10 |

Connected to Parker Legris push-in fittings, the calibration of Parker Legris tubing ensures perfect sealing in accordance with NF E49-100.

1025P Semi-Rigid Polyamide (PA) Tubing









Tubepack® 25 m

| O.D. (mm) | I.D. (mm) |  |  |  |  |  |  |  |  | kg |
|--------------|--------------|---|---|---|---|---|--|---|---|-------|
| 3 | 1.8 | 6 | 1025P03 00 18 | | | | 1025P03 04 18 | | | 0.020 |
| 4 | 2 | 10 | 1025P04 00 | 1025P04 01 | 1025P04 02 | 1025P04 03 | 1025P04 04 | 1025P04 05 | 1025P04 06 | 0.318 |
| 4 | 2.7 | 10 | 1025P04 00 27 | 1025P04 01 27 | 1025P04 02 27 | 1025P04 03 27 | 1025P04 04 27 | 1025P04 05 27 | 1025P04 06 27 | 0.254 |
| 5 | 3.3 | 15 | 1025P05 00 33 | 1025P05 01 33 | | | 1025P05 04 33 | | | 0.420 |
| 6 | 4 | 15 | 1025P06 00 | 1025P06 01 | 1025P06 02 | 1025P06 03 | 1025P06 04 | 1025P06 05 | 1025P06 06 | 0.535 |
| 8 | 6 | 25 | 1025P08 00 | 1025P08 01 | 1025P08 02 | 1025P08 03 | 1025P08 04 | 1025P08 05 | 1025P08 06 | 0.748 |
| 10 | 7.5 | 42 | 1025P10 00 75 | 1025P10 01 75 | | | 1025P10 04 75 | | | 1.135 |
| 10 | 8 | 50 | 1025P10 00 | 1025P10 01 | 1025P10 02 | 1025P10 03 | 1025P10 04 | 1025P10 05 | 1025P10 06 | 0.989 |
| 12 | 9 | 47 | 1025P12 00 09 | 1025P12 01 09 | | | 1025P12 04 09 | | | 1.769 |
| 12 | 10 | 90 | 1025P12 00 | 1025P12 01 | | | 1025P12 04 | | | 1.345 |
| 14 | 11 | 80 | 1025P14 00 11 | 1025P14 01 11 | | | 1025P14 04 11 | | | 2.226 |
| 14 | 12 | 116 | 1025P14 00 | 1025P14 01 | | | 1025P14 04 | | | 1.734 |
| 16 | 13 | 90 | 1025P16 00 13 | 1025P16 01 13 | 1025P16 02 13 | 1025P16 03 13 | 1025P16 04 13 | | | 2.500 |

Inch version tubing available upon request

1100P Semi-Rigid Polyamide (PA) Tubing









Tubepack® 100 m

| O.D. (mm) | I.D. (mm) |  |  |  |  |  |  |  |  | kg |
|--------------|--------------|---|---|---|---|---|--|---|---|-------|
| 4 | 2 | 10 | 1100P04 00 | 1100P04 01 | 1100P04 02 | 1100P04 03 | 1100P04 04 | 1100P04 05 | 1100P04 06 | 1.152 |
| 4 | 2.7 | 10 | 1100P04 00 27 | 1100P04 01 27 | 1100P04 02 27 | 1100P04 03 27 | 1100P04 04 27 | 1100P04 05 27 | 1100P04 06 27 | 0.893 |
| 5 | 3.3 | 15 | 1100P05 00 33 | 1100P05 01 33 | | | 1100P05 04 33 | | | 1.274 |
| 6 | 4 | 15 | 1100P06 00 | 1100P06 01 | 1100P06 02 | 1100P06 03 | 1100P06 04 | 1100P06 05 | 1100P06 06 | 1.799 |
| 8 | 6 | 25 | 1100P08 00 | 1100P08 01 | 1100P08 02 | 1100P08 03 | 1100P08 04 | 1100P08 05 | 1100P08 06 | 2.898 |
| 10 | 7.5 | 42 | 1100P10 00 75 | 1100P10 01 75 | | | 1100P10 04 75 | | | 4.400 |
| 10 | 8 | 50 | 1100P10 00 | 1100P10 01 | 1100P10 02 | 1100P10 03 | 1100P10 04 | 1100P10 05 | | 3.667 |
| 12 | 9 | 47 | 1100P12 00 09 | 1100P12 01 09 | | | 1100P12 04 09 | | | 5.600 |
| 12 | 10 | 90 | 1100P12 00 | 1100P12 01 | | | 1100P12 04 | | 1100P12 06 | 5.052 |
| 14 | 11 | 80 | 1100P14 00 11 | 1100P14 01 11 | | | 1100P14 04 11 | | | 5.200 |
| 14 | 12 | 116 | 1100P14 00 | 1100P14 01 | | | 1100P14 04 | | | 4.800 |
| 16 | 13 | 90 | 1100P16 00 13 | 1100P16 01 13 | 1100P16 02 13 | 1100P16 03 13 | 1100P16 04 13 | | | 7.800 |

Inch version tubing available upon request









2005P Semi-Rigid Polyamide (PA) Tubing

Drum 500 m

| O.D. (mm) | I.D. (mm) |  |  |  |  |  |  |  |  | kg |
|--------------|--------------|---|---|---|---|---|--|---|---|--------|
| 8 | 6 | 25 | 2005P08 00 | 2005P08 01 | 2005P08 02 | 2005P08 03 | 2005P08 04 | 2005P08 05 | 2005P08 06 | 12.100 |
| 10 | 8 | 50 | 2005P10 00 | 2005P10 01 | 2005P10 02 | 2005P10 03 | 2005P10 04 | 2005P10 05 | | 15.600 |

2010P Semi-Rigid Polyamide (PA) Tubing

Drum 1000 m

| O.D. (mm) | I.D. (mm) |  |  |  |  |  |  |  |  | kg |
|--------------|--------------|---|---|---|---|---|--|---|---|--------|
| 4 | 2.7 | 10 | 2010P04 00 27 | 2010P04 01 27 | 2010P04 02 27 | 2010P04 03 27 | 2010P04 04 27 | 2010P04 05 27 | 2010P04 06 27 | 7.630 |
| 6 | 4 | 15 | 2010P06 00 | 2010P06 01 | 2010P06 02 | 2010P06 03 | 2010P06 04 | 2010P06 05 | 2010P06 06 | 16.600 |

Tube Cutting to the Required Length



- Cutting of your tubing upon request, from 5 cm to 3 m
- Precision +/- 3 mm
- Ideal for optimising your installation costs



PA Tubing

1025L Rigid Polyamide (PA) Tubing

Tubepack® 25 m

| O.D. (mm) | I.D. (mm) |  R |  | kg |
|--------------|--------------|---|---|-------|
| 4 | 2.5 | 35 | 1025L04 01 25 | 0.190 |
| 6 | 4 | 45 | 1025L06 01 | 0.400 |
| 8 | 5 | 70 | 1025L08 01 05 | 0.760 |
| 8 | 6 | 65 | 1025L08 01 | 0.760 |
| 10 | 6 | 85 | 1025L10 01 06 | 1.330 |

PA tubing can be connected to various fittings which you can find in our general catalogue or on our website, www.parkerlegris.com.

Tubing

Semi-Rigid PA



Rigid PA



Push-In Fittings

LF 3000°



LF 3600



LF 3800/LF 3900



LF 6100



Compression Fittings

Brass



Stainless Steel



Ferrules




Function Fittings

7060



7010





Fireproof High Resistance PA Tubing

This **single layer fireproof** tubing not only combines excellent resistance to pressure, temperature and flame, but also guarantees **non-toxic smoke** resulting from burn-off. This tubing eliminates the need for a stripping tool, thus preventing the risk of tube damage prior to connection.

Product Advantages

Safety for On-Board Railway Equipment

- Designed for on-board equipment
- Excellent flame-resistance: self-extinguishing
- Very little smoke generation
- Non-toxic combustion gases
- UV-resistant
- Extremely resistant to high pressure and temperature

Innovative Single-Layer Solution

- Developed for demanding industrial applications
- Excellent spark resistance
- Economical alternative to PA tubing with PVC sheath
- Combines technical advantages of rigid and semi-rigid PA tubing
- 5 colours available
- Flow direction marking
- Silicone-free



Applications

- Railway
- Air Horns
- Industrial Machinery
- Pneumatic Doors
- Step-Units
- Centralised Lubrication
- Welding

Technical Characteristics

| | |
|----------------------------|---|
| Compatible Fluids | Compressed air, lubricants Other fluids: please consult us |
| Working Pressure | Vacuum to 50 bar |
| Working Temperature | -40°C to +100°C |
| Component Materials | Polyamide (63 Shore D) |

Reliable performance is dependent upon the type of fluid conveyed and fittings being used. Use is guaranteed with a vacuum of 755 mm Hg (99% vacuum).

Regulations

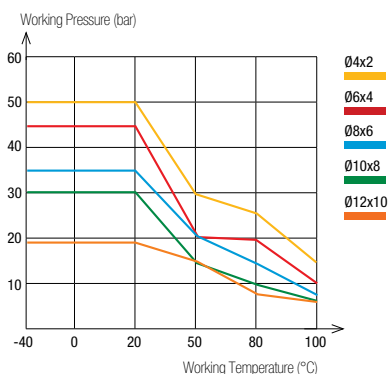
Railway

Pr EN 45545-2: HL3, R22, R24, R25
NF F16101: I3 F2,
DIN 5510-2: S4, SR2, ST2
ISO 4892

Industrial

DI: 97/23/EC (PED)
DI: 2002/95/EC (RoHS), 2011/65/EC
RG: 1907/2006/EC (REACH)
UL94 V-0 (Fire resistance)

Performance of Fireproof High Resistance PA Tubing



| Tube O.D. | Tube O.D. Tolerance |
|------------|---------------------|
| 4 mm | +0.05 / -0.08 |
| 6 to 12 mm | +0.05 / -0.10 |

Connected to Parker Legris push-in fittings, the calibration of PA tubing ensures perfect sealing based on NF E49-100.







Packaging

Tubepack®: 100 m
Drum: 500 m, 1000 m

To calculate burst pressure, the values in this graph should be multiplied by 3.







1100P..R Fireproof High Resistant Polyamide (PA)

Tubepack® 100 m

| O.D. (mm) | I.D. (mm) |  |  Clear |  |  |  |  | kg |
|--------------|--------------|---|---|---|---|---|---|-------|
| 4 | 2 | 17 | 1100P04R00 | 1100P04R01 | 1100P04R02 | 1100P04R03 | 1100P04R04 | 1.308 |
| 6 | 4 | 29 | 1100P06R00 | 1100P06R01 | 1100P06R02 | 1100P06R03 | 1100P06R04 | 1.308 |
| 8 | 6 | 40 | 1100P08R00 | 1100P08R01 | 1100P08R02 | 1100P08R03 | 1100P08R04 | 2.122 |
| 10 | 8 | 77 | 1100P10R00 | 1100P10R01 | 1100P10R02 | 1100P10R03 | 1100P10R04 | 2.725 |
| 12 | 10 | 92 | 1100P12R00 | 1100P12R01 | | | 1100P12R04 | 5.052 |

2005P..R Fireproof High Resistant Polyamide (PA)







Drum 500 m

| O.D. (mm) | I.D. (mm) |  |  Clear |  |  |  |  | kg |
|--------------|--------------|---|---|---|---|---|---|--------|
| 8 | 6 | 40 | 2005P08R00 | 2005P08R01 | 2005P08R02 | 2005P08R03 | 2005P08R04 | 17.500 |
| 10 | 8 | 77 | 2005P10R00 | 2005P10R01 | 2005P10R02 | 2005P10R03 | 2005P10R04 | 22.800 |

500 m and 1000 m drums are available upon request with minimum order quantity.

2010P..R Fireproof High Resistant Polyamide (PA)

Drum 1000 m

| O.D. (mm) | I.D. (mm) |  |  Clear |  |  |  |  | kg |
|--------------|--------------|---|---|---|---|---|---|--------|
| 4 | 2 | 17 | 2010P04R00 | 2010P04R01 | 2010P04R02 | 2010P04R03 | 2010P04R04 | 14.300 |
| 6 | 4 | 29 | 2010P06R00 | 2010P06R01 | 2010P06R02 | 2010P06R03 | 2010P06R04 | 23.000 |

500 m and 1000 m drums are available upon request with minimum order quantity.

Related Products

Fireproof high resistance tubing can be connected to various fittings presented in our general catalogue or on our website, www.parkerlegris.com.

Push-In Fittings

LF 3000* LF 3600 LF 3800/LF 3900 LF 6100



Compression Fittings

Brass Brass Tube Support



Anti-Spark PA Tubing with PVC Sheath

A range of **flame and spark-resistant** PA tubing with superior resistance to impact and abrasion, improving equipment **durability**, particularly in areas subject to weld spatter.

Product Advantages

Spark Resistance | Flame-retardant PVC jacket protects inner tubing
Non-adhesive jacket facilitates sheath removal
Excellent pressure resistance at high temperature

Robustness & Durability | Highly kink and crush-resistant
Excellent compatibility with coolants
Flow direction marking
Silicone-free



Industrial Machinery
Welding Robots
Cooling
Aggressive Environments

Applications

Technical Characteristics

| | |
|---------------------|---|
| Compatible Fluids | Hot and cold water, refrigerated fluids, compressed air |
| Working Pressure | 0 to 36 bar |
| Working Temperature | -20°C to +80°C |
| Component Materials | Polyamide & PVC Sheath |

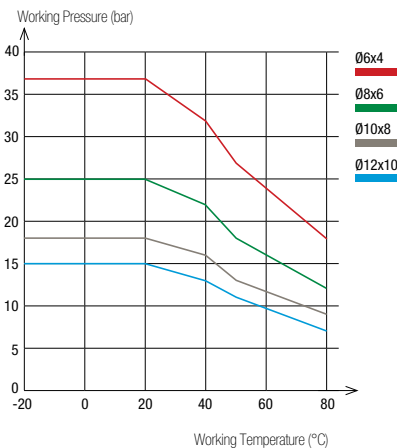
Regulations

Industrial
DI: 2002/95/EC (RoHS), 2011/65/EC
DI: 97/23/EC (PED)
RG: 1907/2006 (REACH)
UL94 V-0 (Fire resistance)

Packaging
Tubepack®: 25 m, 100 m

Reliable performance is dependent upon the type of fluid conveyed and fittings being used.

Performance of Anti-Spark PA Tubing with PVC Sheath



| O.D. | Tube O.D. Tolerance | PVC Sheath Thickness |
|-------------------------|---------------------|----------------------|
| PVC Sheath 8 to 14 mm | +0.10 / -0.10 | 1 mm |
| Inner Tubing 6 to 12 mm | +0.05 / -0.10 | |

Connected to Parker Legris push-in fittings, the calibration of PA tubing ensures perfect sealing based on NF E49-100 (semi-rigid PA inner tubing).






| Tube O.D. | Sheath Removal Length for LF 3600 Push-In Fittings (mm) |
|-----------|---|
| 4 mm | 15± 1 |
| 6 mm | 18± 1 |
| 8 mm | 19± 1 |
| 10 mm | 24± 1 |
| 12 mm | 25± 1 |

For other fitting ranges, please consult us.

To calculate burst pressure, the values in this graph should be multiplied by 3.

1025P..V Anti-Spark Polyamide (PA) Tubing






Tubepack® 25 m

| O.D. (mm) | I.D. (mm) |  |  |  |  |  | kg |
|--------------|--------------|---|---|---|--|---|-------|
| 6 | 4 | 25 | 1025P06V01 | 1025P06V02 | 1025P06V03 | 1025P06V04 | 1.238 |
| 8 | 6 | 30 | 1025P08V01 | 1025P08V02 | 1025P08V03 | 1025P08V04 | 1.693 |
| 10 | 8 | 55 | 1025P10V01 | 1025P10V02 | 1025P10V03 | 1025P10V04 | 2.029 |
| 12 | 10 | 70 | 1025P12V01 | 1025P12V02 | 1025P12V03 | 1025P12V04 | 2.970 |

Green and red colour tubing are available upon request with minimum order quantity.



1100P..V Anti-Spark Polyamide (PA) Tubing

Tubepack® 100 m

| O.D. (mm) | I.D. (mm) |  |  |  |  |  | kg |
|--------------|--------------|---|---|---|--|---|-------|
| 6 | 4 | 25 | 1100P06V01 | 1100P06V02 | 1100P06V03 | 1100P06V04 | 2.338 |
| 8 | 6 | 30 | 1100P08V01 | 1100P08V02 | 1100P08V03 | 1100P08V04 | 3.767 |
| 10 | 8 | 55 | 1100P10V01 | 1100P10V02 | 1100P10V03 | 1100P10V04 | 4.767 |
| 12 | 10 | 70 | 1100P12V01 | 1100P12V02 | 1100P12V03 | 1100P12V04 | 6.567 |

Green and red colour tubing are available upon request with minimum order quantity.

6000 71 00 Stripping Tool

| | | | |
|---|--|--|-------|
|  | |  | kg |
| | | 6000 71 00 | 0.098 |

Working Principle

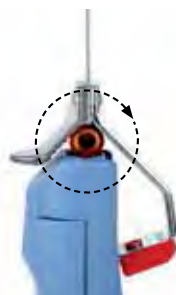
Stripping Tool 6000 71 00




1. Place tube in stripping tool to adjust the blade height to the tube thickness.



2. Blade height is adjusted using the wheel at the bottom of the handle.



3. Once adjustments have been made, perform a 360° rotation around the tube with the tool.



4. Push down firmly on the metal part of the tool in order to hold tube properly.



5. Move the tool to the end of the tube to create an axial opening of the sheath.



6. The tube is correctly stripped.

PU Tubing

Polyurethane's **3 specific materials** - ether, ester and food-grade "crystal" - offer excellent flexibility and outstanding use in a wide range of applications, allowing for up to **50% space reduction** when compared to semi-rigid PA tubing.

Product Advantages

Excellent Mechanical Properties

- Consistent tensile strength for optimum longevity
- Optimal bend radius
- Good vibration absorption
- Unsurpassed abrasion resistance for a single layer tubing
- UV-resistant
- Superior vacuum capability due to surface hardness
- Remaining length marking
- Silicone-free

3 Material Grades

- PU ester: perfect for pneumatic applications
- PU ether: no water absorption ; superior chemical resistance to PU ester
- PU ether food-grade "crystal":
 - identification of fluids and circuits
 - chemical resistance superior to PU ether
 - improved longevity



Applications

- Food Process
- Robotics
- Cabling
- Pneumatics
- Automation
- In-Plant Automotive
- Rapid Cycles

Technical Characteristics

| | |
|----------------------------|--|
| Compatible Fluids | Compressed air, industrial fluids (depending on the material type) |
| Working Pressure | Vacuum to 12 bar |
| Working Temperature | -20°C to +70°C |
| Component Materials | Polyurethane ester (52 Shore D) Polyurethane ether (52 Shore D) Polyurethane ether food-grade "crystal" (52 Shore D) |

Regulations

Industrial

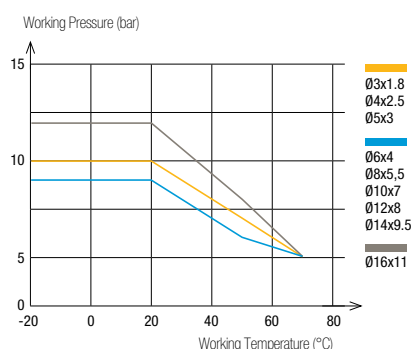
DI: 2002/95/EC (RoHS), 2011/65/EC
DI: 97/23/EC (PED)
RG: 1907/2006 (REACH)

Food (PU ether food-grade "crystal")

FDA: 21 CFR 177.2600, 178.3297, 176.170, 178.2010
RG: 1935/2004 EC

Reliable performance is dependent upon the type of fluid conveyed and fittings being used. Use is guaranteed with a vacuum of 755 mm Hg (99% vacuum).

Performance of PU Tubing



| Tube O.D. | Tube O.D. Tolerance |
|-------------|---------------------|
| 3 to 8 mm | +0.10 / -0.10 |
| 10 to 16 mm | +0.15 / -0.15 |

Connected to Parker Legris push-in fittings, the calibration of PU tubing ensures perfect sealing based on NF E49-101.








Packaging

Tubepack®: 25 m, 100 m
Drum: 300 m, 500 m, 1 000 m

To calculate burst pressure, the values in this graph should be multiplied by 3.

1025U Polyurethane (PU) Ester Tubing








Tubepack® 25 m

| O.D. (mm) | I.D. (mm) |  |  |  |  |  |  |  | kg |
|--------------|--------------|---|---|---|---|---|---|---|-------|
| 3 | 1.8 | 8 | 1025U03 01 18 | | | | | | 0.020 |
| 4 | 2.5 | 10 | 1025U04 01 | 1025U04 02 | 1025U04 03 | 1025U04 04 | 1025U04 05 | 1025U04 06 | 0.310 |
| 5 | 3 | 13 | 1025U05 01 | | | 1025U05 04 | | | 0.522 |
| 6 | 4 | 15 | 1025U06 01 | 1025U06 02 | 1025U06 03 | 1025U06 04 | 1025U06 05 | 1025U06 06 | 0.591 |
| 8 | 5.5 | 20 | 1025U08 01 | 1025U08 02 | 1025U08 03 | 1025U08 04 | 1025U08 05 | 1025U08 06 | 0.971 |
| 10 | 7 | 25 | 1025U10 01 | 1025U10 02 | | 1025U10 04 | 1025U10 05 | 1025U10 06 | 1.467 |
| 12 | 8 | 35 | 1025U12 01 | 1025U12 02 | | 1025U12 04 | 1025U12 05 | 1025U12 06 | 2.406 |
| 14 | 9.5 | 45 | 1025U14 01 95 | | | 1025U14 04 95 | | | 2.815 |
| 16 | 11 | 45 | 1025U16 01 11 | 1025U16 02 11 | 1025U16 03 11 | 1025U16 04 11 | | | 2.815 |

Inch tubing available upon request

1100U Polyurethane (PU) Ester Tubing








Tubepack® 100 m

| O.D. (mm) | I.D. (mm) |  |  |  |  |  |  |  | kg |
|--------------|--------------|---|---|---|---|---|---|---|--------|
| 4 | 2.5 | 10 | 1100U04 01 | 1100U04 02 | 1100U04 03 | 1100U04 04 | 1100U04 05 | 1100U04 06 | 1.092 |
| 5 | 3 | 13 | 1100U05 01 | | | 1100U05 04 | | | 1.092 |
| 6 | 4 | 15 | 1100U06 01 | 1100U06 02 | 1100U06 03 | 1100U06 04 | 1100U06 05 | 1100U06 06 | 2.064 |
| 8 | 5.5 | 20 | 1100U08 01 | 1100U08 02 | 1100U08 03 | 1100U08 04 | 1100U08 05 | 1100U08 06 | 3.610 |
| 10 | 7 | 25 | 1100U10 01 | | | 1100U10 04 | | | 6.105 |
| 12 | 8 | 35 | 1100U12 01 | | | 1100U12 04 | | | 8.610 |
| 14 | 9.5 | 45 | 1100U14 01 95 | | | 1100U14 04 95 | | | 11.215 |
| 16 | 11 | 45 | 1100U16 01 11 | 1100U16 02 11 | 1100U16 03 11 | 1100U16 04 11 | | | 12.176 |

Inch tubing available upon request








2003U Polyurethane (PU) Ester Tubing

Drum 300 m

| O.D. (mm) | I.D. (mm) |  |  |  |  |  |  |  | kg |
|--------------|--------------|---|---|---|---|---|---|---|--------|
| 10 | 7 | 25 | 2003U10 01 | 2003U10 02 | 2003U10 03 | 2003U10 04 | 2003U10 05 | 2003U10 06 | 16.600 |








2005U Polyurethane (PU) Ester Tubing

Drum 500 m

| O.D. (mm) | I.D. (mm) |  |  |  |  |  |  |  | kg |
|--------------|--------------|---|---|---|---|---|---|---|--------|
| 8 | 5.5 | 20 | 2005U08 01 | 2005U08 02 | 2005U08 03 | 2005U08 04 | 2005U08 05 | | 17.100 |

2010U Polyurethane (PU) Ester Tubing









Drum 1000 m

| O.D. (mm) | I.D. (mm) |  |  |  |  |  |  |  | kg |
|--------------|--------------|---|---|---|---|---|---|---|--------|
| 4 | 2.5 | 12 | 2010U04 01 | 2010U04 02 | 2010U04 03 | 2010U04 04 | 2010U04 05 | 2010U04 06 | 9.840 |
| 6 | 4 | 15 | 2010U06 01 | 2010U06 02 | 2010U06 03 | 2010U06 04 | 2010U06 05 | 2010U06 06 | 20.460 |

PU Tubing




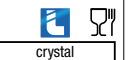




1025U..R Polyurethane (PU) Ether Tubing

Tubepack® 25 m

| O.D. (mm) | I.D. (mm) |  |  |  |  |  |  |  |  | kg |
|--------------|--------------|---|---|---|---|--|---|---|---|-------|
| 4 | 2.5 | 12 | 1025U04R01 | 1025U04R04 | 1025U04R08 | 1025U04R12 | 1025U04R13 | 1025U04R14 | 1025U04R17 | 0.310 |
| 5 | 3 | 13 | | | 1025U05R08 | | | | | 0.522 |
| 6 | 4 | 15 | 1025U06R01 | 1025U06R04 | 1025U06R08 | 1025U06R12 | 1025U06R13 | 1025U06R14 | 1025U06R17 | 0.591 |
| 8 | 5.5 | 20 | 1025U08R01 | 1025U08R04 | 1025U08R08 | 1025U08R12 | 1025U08R13 | 1025U08R14 | 1025U08R17 | 0.971 |
| 10 | 7 | 25 | 1025U10R01 | 1025U10R04 | 1025U10R08 | | | 1025U10R14 | | 1.467 |
| 12 | 8 | 35 | 1025U12R01 | 1025U12R04 | 1025U12R08 | | | 1025U12R14 | | 2.406 |
| 14 | 9.5 | 45 | | 1025U14R04 95 | 1025U14R08 95 | | | | | 2.815 |
| 16 | 11 | 45 | | | 1025U16R08 11 | | | | | 2.815 |





1100U..R Polyurethane (PU) Ether Tubing

Tubepack® 100 m

| O.D. (mm) | I.D. (mm) |  |  |  |  |  |  |  |  | kg |
|--------------|--------------|---|---|---|---|--|---|---|---|--------|
| 4 | 2.5 | 12 | 1100U04R01 | 1100U04R04 | 1100U04R08 | 1100U04R12 | 1100U04R13 | 1100U04R14 | 1100U04R17 | 1.092 |
| 6 | 4 | 15 | 1100U06R01 | 1100U06R04 | 1100U06R08 | 1100U06R12 | 1100U06R13 | 1100U06R14 | 1100U06R17 | 2.064 |
| 8 | 5.5 | 20 | 1100U08R01 | 1100U08R04 | 1100U08R08 | 1100U08R12 | 1100U08R13 | 1100U08R14 | 1100U08R17 | 3.610 |
| 10 | 7 | 25 | | | 1100U10R08 | | | 1100U10R14 | | 6.109 |
| 12 | 8 | 35 | | | 1100U12R08 | | | 1100U12R14 | | 8.610 |
| 14 | 9.5 | 45 | | | 1100U14R08 95 | | | | | 11.215 |
| 16 | 11 | 45 | | | 1100U16R08 11 | | | | | 12.176 |





2003U..R Polyurethane (PU) Ether Tubing

Drum 300 m

| O.D. (mm) | I.D. (mm) |  |  |  |  | kg |
|--------------|--------------|---|---|--|---|--------|
| 10 | 7 | 25 | 2003U10R01 | 2003U10R04 | 2003U10R08 | 16.600 |





2005U..R Polyurethane (PU) Ether Tubing


Drum 500 m

| O.D. (mm) | I.D. (mm) |  |  |  |  | kg |
|--------------|--------------|---|---|--|---|--------|
| 8 | 5.5 | 20 | 2005U08R01 | 2005U08R04 | 2005U08R08 | 15.600 |

2010U..R Polyurethane (PU) Ether Tubing

Drum 1000 m

| O.D. (mm) | I.D. (mm) |  |  |  |  | kg |
|--------------|--------------|---|---|--|---|--------|
| 4 | 2.5 | 12 | 2010U04R01 | 2010U04R04 | 2010U04R08 | 8.670 |
| 6 | 4 | 15 | 2010U06R01 | 2010U06R04 | 2010U06R08 | 18.600 |



Antistatic PU Tubing

With a constant **10² Ω.m resistivity** across the entire thickness of the tubing wall, this tubing guarantees **perfect dissipation of accumulated static electricity**, thereby increasing safety.

Product Advantages

Security

- Low resistivity throughout the material
- Suitable for ATEX* areas
- Superior longevity
- Excellent vibration absorption
- UV-resistant
- Silicone-free

Machinery Optimisation

- Minimum bend radius allowing maximum space saving
- Good chemical resistance
- Wide temperature range
- Stable chemical characteristics throughout tubing



Antistatic Packaging
Pneumatics
Electronics
Spray Painting
Electrical Converters

Applications

Technical Characteristics

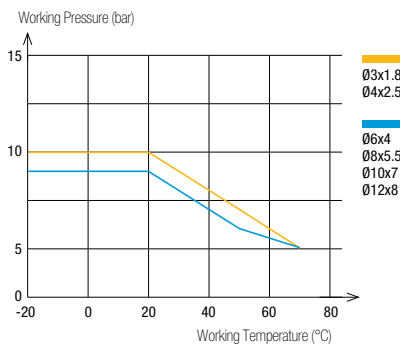
| | |
|----------------------------|--|
| Compatible Fluids | Compressed air, industrial fluids |
| Working Pressure | Vacuum to 10 bar |
| Working Temperature | -20°C to +70°C |
| Component Materials | Polyurethane with conductive additive (50 Shore D) |

Reliable performance is dependent upon the type of fluid conveyed and fittings being used. Use is guaranteed with a vacuum of 755 mm Hg (99% vacuum).

Regulations

DI: 94/9/EC (ATEX*)
DI: 1907/2006 (REACH)
DI: 2002/95/EC (RoHS), 2011/65/EC
*For ATEX areas, please consult us

Performance of Antistatic PU Tubing



To calculate burst pressure, the values in this graph should be multiplied by 3.

| Tube O.D. | Tube O.D. Tolerance |
|-------------|---------------------|
| 3 to 8 mm | +0.10 / -0.10 |
| 10 to 12 mm | +0.15 / -0.15 |



Connected to Parker Legris push-in fittings, the calibration of Parker Legris tubing ensures perfect sealing based on NF E49-101.

Packaging

Tubepack®: 25 m, 100 m



1025U..A Anti-Static Polyurethane (PU) Ester Tubing

Tubepack® 25 m

| O.D. (mm) | I.D. (mm) |  R |  | kg |
|--------------|--------------|---|---|-------|
| 4 | 2.5 | 12 | 1025U04A01 | 0.310 |
| 6 | 4 | 15 | 1025U06A01 | 0.591 |
| 8 | 5.5 | 25 | 1025U08A01 | 0.971 |

1100U..A Anti-Static Polyurethane (PU) Ester Tubing

Tubepack® 100 m

| O.D. (mm) | I.D. (mm) |  R |  | kg |
|--------------|--------------|---|---|-------|
| 3 | 1.8 | 10 | 1100U03A01 | 0.836 |
| 4 | 2.5 | 12 | 1100U04A01 | 1.092 |
| 6 | 4 | 15 | 1100U06A01 | 2.064 |
| 8 | 5.5 | 25 | 1100U08A01 | 3.610 |
| 10 | 7 | 35 | 1100U10A01 | 6.105 |
| 12 | 8 | 45 | 1100U12A01 | 8.610 |

Related Products

To maintain the antistatic properties throughout the circuit, it is recommended that this tubing be used with metallic fittings. These products can be found in our general catalogue, or on our website, www.parkerlegris.com.

Push-In Fittings**LF 3600****LF 3800****LF 3900****Compression Fittings****Brass****Stainless Steel**

Anti-Spark PU Tubing

Combining **outstanding spark resistance** with superb **flexibility**, this range is perfectly suited for welding applications.

Two types of PU - ether with PVC sheath or single layer ether - are available and allow **rapid installation** with Parker Legris push-in fittings.

Product Advantages

PU with PVC Sheath

- High resistance to kinking and abrasion
- Non-adhesive jacket facilitating sheath removal
- Fluid direction marking
- Self-extinguishing sheath, protecting the inner tubing
- Silicone-free

Single Layer PU

- Minimum bend radius for maximum space saving
- Significant flexibility for rapid cycling
- Good chemical resistance
- Flow direction marking
- Fireproof material
- Silicone-free



Applications

- Industrial Machinery
- Compressed Air
- Robotics
- Mechanical Constraints
- Cooling
- Welding
- Cabling

Technical Characteristics

| | |
|----------------------------|---|
| Compatible Fluids | Industrial fluids, compressed air, coolants |
| Working Pressure | Vacuum to 14 bar |
| Working Temperature | -20°C to +70°C |
| Component Materials | PU ether with PVC sheath PU ether single layer |

Reliable performance is dependent upon the type of fluid conveyed and fittings being used. Use is guaranteed with a vacuum of 755 mm Hg (99% vacuum).

| O.D. of Tube | Sheath Removal Length for LF 3600 (mm) |
|--------------|--|
| 4 mm | 15± 1 |
| 6 mm | 18± 1 |
| 8 mm | 19± 1 |
| 10 mm | 24± 1 |
| 12 mm | 25± 1 |

For other fitting ranges, please consult us.

Regulations

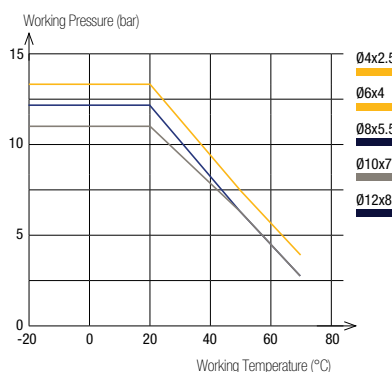
UL94 V2 to V0 (Fire resistance, depending on the type of tubing)
 DI: 2002/95/EC (RoHS),
 2011/65/EC
 RG: 1907/2006 (REACH)

Packaging

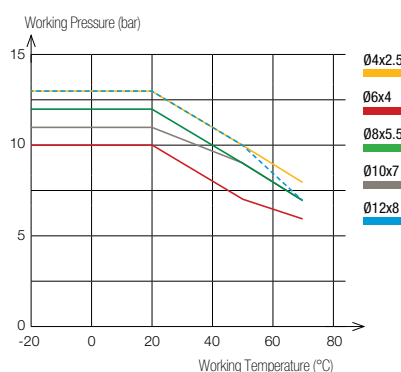
Tube pack*: 25 m, 100 m

Tubing Performance

Anti-Spark PU Tubing, with PVC Sheath



Anti-Spark PU Tubing, Single Layer








| Tube O.D. | Tube O.D. Tolerance | Thickness and Tolerances of PVC Sheath |
|-------------|---------------------|--|
| 4 to 8 mm | +0.10 / -0.10 | 1mm +0.10 / -0.10 |
| 10 to 12 mm | +0.15 / -0.15 | |

Connected to Parker Legris push-in fittings, the calibration of Parker Legris tubing ensures perfect sealing based on NF E49-101 (inner tubing for sheathed or single layer tubing).

To calculate burst pressure, the values in these graphs should be multiplied by 3.






1025U..V Anti-Spark Sheath Polyurethane (PU) Ether Tubing

Tubepack® 25 m

| O.D. (mm) | I.D. (mm) |  |  |  |  |  | kg |
|--------------|--------------|---|---|---|--|---|-------|
| 6 | 4 | 12 | 1025U06V01 | 1025U06V02 | 1025U06V03 | 1025U06V04 | 1.200 |
| 8 | 5.5 | 20 | 1025U08V01 | 1025U08V02 | 1025U08V03 | 1025U08V04 | 1.620 |
| 10 | 7 | 25 | 1025U10V01 | 1025U10V02 | 1025U10V03 | 1025U10V04 | 2.900 |
| 12 | 8 | 35 | 1025U12V01 | 1025U12V02 | 1025U12V03 | 1025U12V04 | 4.030 |






1100U..V Anti-Spark Sheath Polyurethane (PU) Ether Tubing

Tubepack® 100 m

| O.D. (mm) | I.D. (mm) |  |  |  |  |  | kg |
|--------------|--------------|---|---|---|--|---|--------|
| 6 | 4 | 12 | 1100U06V01 | 1100U06V02 | 1100U06V03 | 1100U06V04 | 5.370 |
| 8 | 5.5 | 20 | 1100U08V01 | 1100U08V02 | 1100U08V03 | 1100U08V04 | 7.630 |
| 10 | 7 | 25 | 1100U10V01 | 1100U10V02 | 1100U10V03 | 1100U10V04 | 10.860 |
| 12 | 8 | 35 | 1100U12V01 | 1100U12V02 | 1100U12V03 | 1100U12V04 | 15.060 |






1025U..K Single Layer Anti-Spark Polyurethane (PU) Ether Tubing

Tubepack® 25 m



| O.D. (mm) | I.D. (mm) |  |  |  |  |  | kg |
|--------------|--------------|---|---|---|--|---|-------|
| 4 | 2.5 | 12 | 1025U04K01 | 1025U04K02 | 1025U04K03 | 1025U04K04 | 0.230 |
| 6 | 4 | 15 | 1025U06K01 | 1025U06K02 | 1025U06K03 | 1025U06K04 | 0.580 |
| 8 | 5.5 | 20 | 1025U08K01 | 1025U08K02 | 1025U08K03 | 1025U08K04 | 0.860 |
| 10 | 7 | 25 | 1025U10K01 | 1025U10K02 | 1025U10K03 | 1025U10K04 | 1.230 |
| 12 | 8 | 35 | 1025U12K01 | 1025U12K02 | 1025U12K03 | 1025U12K04 | 2.080 |
| 14 | 9.5 | 45 | | 1025U14K02 95 | 1025U14K03 95 | | 2.620 |

1100U..K Single Layer Anti-Spark Polyurethane (PU) Ether Tubing

Tubepack® 100 m

| O.D. (mm) | I.D. (mm) |  |  |  |  |  | kg |
|--------------|--------------|---|---|---|--|---|--------|
| 4 | 2.5 | 12 | 1100U04K01 | | | | 0.900 |
| 6 | 4 | 15 | 1100U06K01 | 1100U06K02 | 1100U06K03 | 1100U06K04 | 2.320 |
| 8 | 5.5 | 20 | 1100U08K01 | 1100U08K02 | 1100U08K03 | 1100U08K04 | 3.030 |
| 10 | 7 | 25 | 1100U10K01 | 1100U10K02 | 1100U10K03 | 1100U10K04 | 5.100 |
| 12 | 8 | 35 | 1100U12K01 | 1100U12K02 | 1100U12K03 | 1100U12K04 | 8.600 |
| 14 | 9.5 | 45 | | 1100U14K02 95 | 1100U14K03 95 | | 10.676 |

6000 71 00 Stripping Tool

| | | | |
|---|---|---|-------|
|  | Technical polymer, stainless steel |  | kg |
| | | 6000 71 00 | 0.098 |
| | Working principle of the stripping tool page 17 | | |

PE Tubing

Parker Legris offers two types of polyethylene tubing: **"Advanced PE" 50% reticulated** and **Low Density PE**. Our range of "Advanced PE" is designed for demanding environments, especially that of water treatment, without compromising operator **safety**.

Product Advantages

| | |
|-----------------------|--|
| Advanced PE | 50% reticulated material |
| | Best balance between flexibility and pressure/temperature resistance |
| | Resistant to a wide range of aggressive chemicals |
| | UV-stabilised: ideal for outdoor applications |
| | Approved for permanent contact with food and beverages |
| Low Density PE | Silicone-free |
| | Excellent resistance to aggressive and corrosive agents |
| | Good technical trade-off |
| | Food-grade material |
| | Silicone-free |



Applications

- Beverage
- Chemical
- Petrochemical
- Food Process
- Water
- Water Treatment

Technical Characteristics

| Tube | Advanced PE | Low Density PE |
|----------------------------|--|--|
| Compatible Fluids | Water, beverages and other fluids | Industrial fluids |
| Working Pressure | Vacuum to 16 bar | Vacuum to 20 bar |
| Working Temperature | -40°C to +95°C | -40°C to +60°C |
| Component Materials | High quality polyethylene: 50% reticulated PE 50% low density PE (44 Shore D) | Low Density Polyethylene (44 Shore D) |

Regulations

Advanced PE Tubing

FDA: 21 CFR 177.1520
 RG: 1935/2004/EC
 DI: 97/23/EC (PED)
 DI: 2002/95/EC (RoHS), 2011/65/EC
 NSF 42/58 (1/4" and 3/8" approved for 10 bar and 1/2" approved for 8 bar at room temperature)
 NSF 51, 61 C-HOT
 ACS (except for purple colour)
 WRAS
 RG: 1907/2006 (REACH)

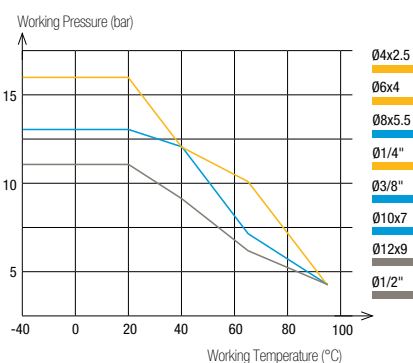
Low Density PE Tubing

FDA: 21 CFR 177.1520
 DI: 2002/95/EC (RoHS), 2011/65/EC
 DI: 97/23/EC (PED)

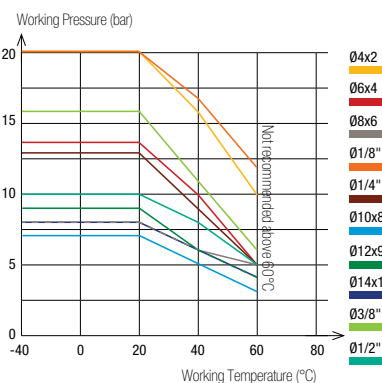
Reliable performance is dependent upon the type of fluid conveyed and fittings being used. Use is guaranteed with a vacuum of 755 mm Hg (99% vacuum).

Tubing Performance

Advanced PE Tubing



Low Density PE Tubing



| Tube O.D. | Tube O.D. Tolerance |
|--------------|---------------------|
| 1/4" to 1/2" | +0.10 / -0.10 |
| 4 to 14 mm | +0.10 / -0.10 |

Connected to Parker Legris push-in fittings, the calibration of Parker Legris tubing ensures perfect sealing.









Packaging

Advanced PE Tubing
 Tubepack®: 75 m, 150 m, 300 m
 250 feet, 500 feet, 1 000 feet
 PE Tubing
 Tubepack®: 25 m, 100 m

To calculate burst pressure, the values in these graphs should be multiplied by 3.









1015Y..F Advanced Polyethylene (APE) Tubing

Drum 150 m

| O.D. (mm) | I.D. (mm) |  |  Clear |  |  |  |  |  |  White | kg |
|--------------|--------------|---|---|---|---|---|--|---|---|-------|
| 4 | 2.5 | 16 | 1015Y04F00 | 1015Y04F01 | 1015Y04F02 | 1015Y04F03 | 1015Y04F04 | 1015Y04F05 | 1015Y04F10 | 1.760 |
| 6 | 4 | 32 | 1015Y06F00 | 1015Y06F01 | 1015Y06F02 | 1015Y06F03 | 1015Y06F04 | 1015Y06F05 | 1015Y06F10 | 2.580 |
| 8 | 5.75 | 40 | 1015Y08F00 | 1015Y08F01 | 1015Y08F02 | 1015Y08F03 | 1015Y08F04 | 1015Y08F05 | 1015Y08F10 | 4.050 |
| 10 | 7 | | 1015Y10F00 | 1015Y10F01 | 1015Y10F02 | 1015Y10F03 | 1015Y10F04 | 1015Y10F05 | 1015Y10F10 | 6.200 |









1030Y..F Advanced Polyethylene (APE) Tubing

Drum 300 m

| O.D. (mm) | I.D. (mm) |  |  Clear |  |  |  |  |  |  White | kg |
|--------------|--------------|---|---|---|---|---|--|---|---|-------|
| 4 | 2.5 | 16 | 1030Y04F00 | 1030Y04F01 | 1030Y04F02 | 1030Y04F03 | 1030Y04F04 | 1030Y04F05 | 1030Y04F10 | 2.860 |
| 6 | 4 | 32 | 1030Y06F00 | 1030Y06F01 | 1030Y06F02 | 1030Y06F03 | 1030Y06F04 | 1030Y06F05 | 1030Y06F10 | 4.800 |









1075Y..F Advanced Polyethylene (APE) Tubing

Drum 75 m

| O.D. (mm) | I.D. (mm) |  |  Clear |  |  |  |  |  |  White | kg |
|--------------|--------------|---|---|---|---|---|--|---|---|-------|
| 12 | 9 | 55 | 1075Y12F00 | 1075Y12F01 | 1075Y12F02 | 1075Y12F03 | 1075Y12F04 | 1075Y12F05 | 1075Y12F10 | 5.550 |









1096Y..F Advanced Polyethylene (APE) Tubing

Drum 250 ft

| O.D. (inch) | I.D. (inch) |  |  Clear |  |  |  |  |  |  White | kg |
|----------------|----------------|---|---|---|---|---|--|---|---|-------|
| 1/2 | 0.375 | 1.96 | 1096Y62F00 | 1096Y62F01 | 1096Y62F02 | 1096Y62F03 | 1096Y62F04 | 1096Y62F05 | 1096Y62F10 | 5.900 |









1098Y..F Advanced Polyethylene (APE) Tubing

Drum 500 ft

| O.D. (inch) | I.D. (inch) |  |  Clear |  |  |  |  |  |  White | kg |
|----------------|----------------|---|---|---|---|---|--|---|---|-------|
| 1/4 | 0.170 | 0.78 | 1098Y56F00 | 1098Y56F01 | 1098Y56F02 | 1098Y56F03 | 1098Y56F04 | 1098Y56F05 | 1098Y56F10 | 3.300 |
| 3/8 | 0.250 | 1.18 | 1098Y60F00 | 1098Y60F01 | 1098Y60F02 | 1098Y60F03 | 1098Y60F04 | 1098Y60F05 | 1098Y60F10 | 6.300 |

1099Y..F Advanced Polyethylene (APE) Tubing



Drum 1000 ft

| O.D. (inch) | I.D. (inch) |  |  Clear |  |  |  |  |  |  White | kg |
|----------------|----------------|---|---|---|---|---|--|---|---|-------|
| 1/4 | 0.170 | 0.78 | 1099Y56F00 | 1099Y56F01 | 1099Y56F02 | 1099Y56F03 | 1099Y56F04 | 1099Y56F05 | 1099Y56F10 | 5.500 |

Low Density Polyethylene (LDPE) Tubing



1025Y

Tubepack® 25 m

| O.D. (inch) | I.D. (inch) |  |  Clear | kg |
|----------------|----------------|---|---|-------|
| 1/8 | 0.062 | 13 | 1025Y53 00 | 0.270 |
| 1/4 | 0.170 | 32 | 1025Y56 00 | 0.400 |
| 3/8 | 0.250 | 50 | 1025Y60 00 | 0.760 |
| 1/2 | 0.375 | 64 | 1025Y62 00 | 1.330 |

1100Y

Tubepack® 100 m

| O.D. (mm) | I.D. (mm) |  |  Clear | kg |
|--------------|--------------|--|---|-------|
| 4 | 2 | 25 | 1100Y04 00 | 0.910 |
| 6 | 4 | 35 | 1100Y06 00 | 1.500 |
| 8 | 6 | 55 | 1100Y08 00 | 2.140 |
| 10 | 8 | 80 | 1100Y10 00 | 2.710 |
| 12 | 9 | 65 | 1100Y12 00 | 4.750 |
| 14 | 11 | 80 | 1100Y14 00 | 5.650 |

Fluoropolymer Tubing – FEP

FEP (fluorinated ethylene propylene) tubing is a **robust engineering fluoropolymer** which provides excellent fluid visibility and is perfect for flow control monitoring.

Product Advantages

| | |
|---------------------------|--|
| Flow Control | Transparent |
| | Flexible and non-flammable material |
| | Resistant to nearly all chemicals and solvents |
| Tried-&-Tested Properties | Excellent transmission of UV light |
| | Low friction coefficient |
| | Food-grade material |
| | Low permeability |
| | Easily weldable |
| | Silicone-free |



- Applications
- Instrumentation
 - Food Process
 - UV
 - Gas Sampling
 - Chemical
 - Temperature Cycling
 - Laboratory

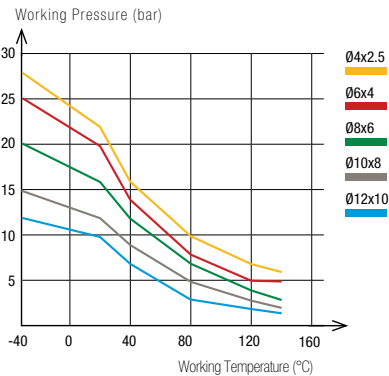
Technical Characteristics

| | |
|---------------------|---|
| Compatible Fluids | Industrial fluids |
| Working Pressure | 0 to 28 bar |
| Working Temperature | -40°C to +150°C |
| Component Materials | Fluorinated ethylene propylene (pure) 55 Shore D |

| Regulations |
|---|
| Food FDA: 21 CFR 177.1550 RG: 1935/2004 Industrial UL94 V-0 (Fire resistance) DI: 2002/95/EC (RoHS), 2011/65/EC DI: 97/23/EC (PED) RG: 1907/2006 (REACH) |

Reliable performance is dependent upon the type of fluid conveyed and fittings being used.

Performance of FEP Tubing





| Tube O.D. | Tube O.D. Tolerance |
|------------|---------------------|
| 4 mm | +0.05 / -0.05 |
| 6 to 10 mm | +0.07 / -0.07 |
| 12 mm | +0.10 / -0.10 |

Packaging
 Tubepack®: 5 m, 25 m, 100 m

Connected to Parker Legris push-in fittings, the calibration of Parker Legris tubing ensures perfect sealing.



1005T Fluoropolymer (FEP) Tubing

Tubepack® 5 m

| O.D. (mm) | I.D. (mm) |  R |  Clear | kg |
|--------------|--------------|---|---|-------|
| 4 | 2.5 | 40 | 1005T04 00 25 | 0.155 |
| 6 | 4 | 50 | 1005T06 00 | 0.250 |
| 8 | 6 | 70 | 1005T08 00 | 0.385 |
| 10 | 8 | 120 | 1005T10 00 | 0.524 |
| 12 | 10 | 180 | 1005T12 00 | 0.547 |

1025T Fluoropolymer (FEP) Tubing

Tubepack® 25 m

| O.D. (mm) | I.D. (mm) |  R |  Clear | kg |
|--------------|--------------|---|---|-------|
| 4 | 2.5 | 40 | 1025T04 00 25 | 0.506 |
| 6 | 4 | 50 | 1025T06 00 | 1.025 |
| 8 | 6 | 70 | 1025T08 00 | 1.431 |
| 10 | 8 | 120 | 1025T10 00 | 1.693 |
| 12 | 10 | 180 | 1025T12 00 | 1.913 |

Related Products

Parker Legris stainless steel fittings are perfectly suited for use with fluoropolymer tubing (PFA, FEP). These products can be found in our general catalogue or on our website, www.parkerlegris.com.

Push-In Fittings**LF 3800****LF 3900****Compression Fittings****Stainless Steel**

Fluoropolymer Tubing - PFA

Parker Legris **PFA** (perfluoroalkoxy) tubing offers **10 times greater durability** than other fluoropolymer tubings (PTFE, FEP and PVDF) under severe chemical and mechanical conditions. This tubing range is available in **three material grades**, offering perfect compatibility with all applications, even in extreme environments.

Product Advantages

Great Versatility

- Exceptional chemical inertia
- A flexible alternative to stainless steel tubing
- Broad range of working temperatures, from cryogenic to extreme heat
- Non-stick properties allowing conveyance of many fluids & gases
- Outstanding resistance to ageing
- Fluoropolymer with the lowest permeability
- Non-flammable
- UV-transparent
- Tube marking on request
- Silicone-free



Three Material Grades

- Clear High Purity PFA: to cover all applications, including those requiring maximum mechanical resistance
- Coloured PFA: for circuit identification
- Black Antistatic PFA: eliminates all risk of electrostatic discharge

Applications

- Food Process
- Fuel Cells
- Electrical/Electronics
- Aircraft
- Oil/Gas Industry
- Pharmaceutical
- Medical
- Chemical
- Clean Rooms

Technical Characteristics

| | |
|----------------------------|--|
| Compatible Fluids | Medical, bio-compatible, food process, gas, compressed air |
| Working Pressure | Vacuum to 36 bar |
| Working Temperature | -196°C to +260°C |
| Component Materials | Perfluoroalkoxy (55 Shore D) <ul style="list-style-type: none"> • High Purity PFA • Translucent coloured PFA • Antistatic PFA |

Reliable performance is dependent upon the type of fluid conveyed and fittings being used. Use is guaranteed with a vacuum of 755 mm Hg (99% vacuum).

Regulations

Medical

USP: Class VI (A)
External communication devices

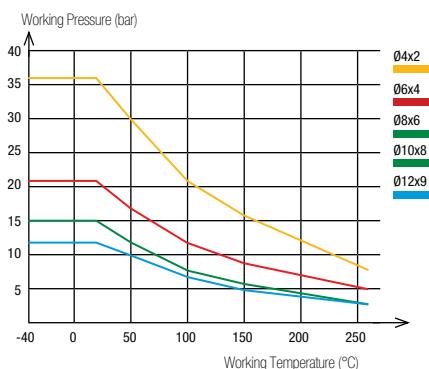
Industrial

UL94 V-0 (Fire resistance)
 DI: 2002/95/EC (RoHS), 2011/65/EC
 DI: 97/23/EC (PED)
 RG: 1907/2006 (REACH)
 DI: 94/09/EC (ATEX, black tubing)

Food Industry

FDA: 21 CFR 177.1550
 (clear, translucent coloured)
 RG: 1935/2004

Performance of PFA Tubing



| Tube O.D. | Tube O.D. Tolerance |
|-------------|---------------------|
| 4 to 8 mm | +0.10 / -0.10 |
| 10 to 12 mm | +0.15 / -0.15 |

Connected to Parker Legris push-in fittings, the calibration of Parker Legris tubing ensures perfect sealing based on NF E49-100.






Packaging

Tube pack: 10 m, 50 m, 100 m

To calculate burst pressure, the values in this graph should be multiplied by 3.

1010T..P Fluoropolymer (PFA) Tubing






Tubepack® 10 m

| O.D. (mm) | I.D. (mm) |  |  High purity |  crystal |  crystal |  crystal | kg |
|--------------|--------------|---|---|---|--|---|-------|
| 4 | 2 | 12 | 1010T04P00 | 1010T04P12 | 1010T04P13 | 1010T04P14 | 0.087 |
| 6 | 4 | 34 | 1010T06P00 | 1010T06P12 | 1010T06P13 | 1010T06P14 | 0.237 |
| 8 | 6 | 60 | 1010T08P00 | 1010T08P12 | 1010T08P13 | 1010T08P14 | 0.410 |
| 10 | 8 | 95 | 1010T10P00 | 1010T10P12 | 1010T10P13 | 1010T10P14 | 0.723 |
| 12 | 9 | 120 | 1010T12P00 | 1010T12P12 | 1010T12P13 | 1010T12P14 | 1.148 |

Ø 10 mm and 12 mm: green, red and blue colours are available upon request, with minimum order quantity.

1050T..P Fluoropolymer (PFA) Tubing



Tubepack® 50 m

| O.D. (mm) | I.D. (mm) |  |  High purity |  crystal |  crystal |  crystal | kg |
|--------------|--------------|---|---|---|--|---|-------|
| 4 | 2 | 12 | 1050T04P00 | 1050T04P12 | 1050T04P13 | 1050T04P14 | 0.435 |
| 6 | 4 | 34 | 1050T06P00 | 1050T06P12 | 1050T06P13 | 1050T06P14 | 1.185 |
| 8 | 6 | 60 | 1050T08P00 | 1050T08P12 | 1050T08P13 | 1050T08P14 | 2.050 |
| 10 | 8 | 95 | 1050T10P00 | 1050T10P12 | 1050T10P13 | 1050T10P14 | 3.615 |
| 12 | 9 | 120 | 1050T12P00 | 1050T12P12 | 1050T12P13 | 1050T12P14 | 5.740 |

Ø 10 mm and 12 mm: green, red and blue colours are available upon request, with minimum order quantity.



1100T..P Fluoropolymer (PFA) Tubing

Tubepack® 100 m

| O.D. (mm) | I.D. (mm) |  |  High purity | kg |
|--------------|--------------|---|---|--------|
| 4 | 2 | 12 | 1100T04P00 | 0.870 |
| 6 | 4 | 34 | 1100T06P00 | 2.370 |
| 8 | 6 | 60 | 1100T08P00 | 4.100 |
| 10 | 8 | 95 | 1100T10P00 | 7.230 |
| 12 | 9 | 120 | 1100T12P00 | 11.480 |



1010T..A Fluoropolymer (PFA) Antistatic Tubing

Tubepack® 10 m

| O.D. (mm) | I.D. (mm) |  |  | kg |
|--------------|--------------|---|---|-------|
| 4 | 2 | 12 | 1010T04A01 | 0.087 |
| 6 | 4 | 34 | 1010T06A01 | 0.237 |
| 8 | 6 | 60 | 1010T08A01 | 0.410 |
| 10 | 8 | 95 | 1010T10A01 | 0.723 |
| 12 | 9 | 120 | 1010T12A01 | 1.148 |

1050T..A Fluoropolymer (PFA) Antistatic Tubing

Tubepack® 50 m

| O.D. (mm) | I.D. (mm) |  |  | kg |
|--------------|--------------|---|---|-------|
| 4 | 2 | 12 | 1050T04A01 | 0.435 |
| 6 | 4 | 34 | 1050T06A01 | 1.185 |
| 8 | 6 | 60 | 1050T08A01 | 2.050 |
| 10 | 8 | 95 | 1050T10A01 | 0.362 |
| 12 | 9 | 120 | 1050T12A01 | 5.740 |

Multi-Tubing

Our range of multi-tubing combines high quality performance and **space optimisation** in complex pneumatic circuits **covering a wide range of environments**. Many possible **configurations** are available, depending on the pressure, temperature, flexibility and compatibility requirements.

Product Advantages

Sheathed PA Tubing

PVC sheath resistant to external damage:

- abrasion
- weld spatter
- aggressive fluids

Helically wound: minimum bend radius, compact installation

Simplified routing

Easy identification of circuits

Same technical performance as PA

Possible number of tubes: from 2 to 12, with numbering

Silicone-free



Twin PU Ester Tubing

Tubes fully joined for improved solidity

External diameter maintained after separation

Rapid identification of circuits

Quick and easy installation

Simplified routing

3 colour combinations available

Silicone-free

Applications

- Pneumatics
- Automation
- Robotics
- Transportation
- In-Plant Automotive
- Process Industry

Technical Characteristics

| Tube | PA | PU |
|---------------------|--|-----------------------------------|
| Compatible Fluids | Compressed air, chemicals, industrial fluids | Compressed air, industrial fluids |
| Working Pressure | Vacuum to 24 bar | 0 to 14 bar |
| Working Temperature | -40°C to +80°C | -20°C to +70°C |
| Component Materials | Polyamide | Polyurethane ester |

Reliable performance is dependent upon the type of fluid conveyed and fittings being used. Use is guaranteed with a vacuum of 755 mm Hg (99% vacuum).

Regulations

Industrial

DI: 2002/95/EC (RoHS), 2011/65/EC

DI: 97/23/EC (PED)

RG: 1907/2006 (REACH)

Performance and chemical resistance according to DIN 73378

Packaging

Sheathed PA Tubing:

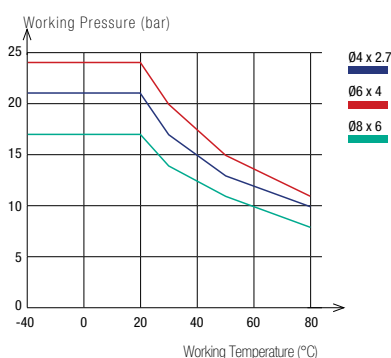
Tube pack® 10 m, 50 m

Twin PU Ester Tubing:

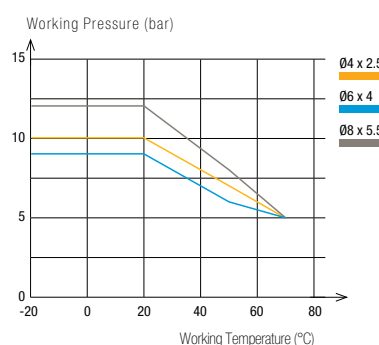
Tube pack® 25 m

Tubing Performance

Sheathed PA Tubing



Twin PU Ester Tubing





| Material | Tube O.D. | Tube O.D. Tolerance |
|----------|-----------|---------------------|
| PA | 4 mm | +0.05 / -0.08 |
| | 6 to 8 mm | +0.05 / -0.10 |
| PU | 4 to 8 mm | +0.10 / -0.10 |

Connected to Parker Legris push-in fittings, the calibration of Parker Legris tubing ensures perfect sealing based on NF E49-100 (for semi-rigid PA) and NF E49-101 (for twin PU ester).

To calculate burst pressure, the values in these graphs should be multiplied by 3.



1010P.. M Semi-Rigid Polyamide (PA) Multi-Tubing

Reel 10 m

| O.D. (mm) | I.D. (mm) |  | Number of tubes |  | kg |
|--------------|--------------|---|--------------------|---|-------|
| 4 | 2.7 | 35 | 4 | 1010P04 00M04 | 1.440 |
| 4 | 2.7 | 45 | 7 | 1010P04 00M07 | 1.920 |
| 6 | 4 | 55 | 4 | 1010P06 00M04 | 2.300 |
| 6 | 4 | 60 | 7 | 1010P06 00M07 | 2.900 |
| 8 | 6 | 45 | 2 | 1010P08 00M02 | 2.600 |





1050P.. M Semi-Rigid Polyamide (PA) Multi-Tubing

Reel 50 m

| O.D. (mm) | I.D. (mm) |  | Number of tubes |  | kg |
|--------------|--------------|---|--------------------|---|--------|
| 4 | 2.7 | 20 | 2 | 1050P04 00M02 | 4.400 |
| 4 | 2.7 | 35 | 4 | 1050P04 00M04 | 6.600 |
| 4 | 2.7 | 45 | 7 | 1050P04 00M07 | 8.200 |
| 4 | 2.7 | 55 | 12 | 1050P04 00M12 | 12.444 |
| 6 | 4 | 45 | 2 | 1050P06 00M02 | 8.400 |
| 6 | 4 | 55 | 4 | 1050P06 00M04 | 14.500 |
| 6 | 4 | 60 | 7 | 1050P06 00M07 | 12.500 |
| 8 | 6 | 45 | 2 | 1050P08 00M02 | 13.000 |

1420U Twin Polyurethane (PU) Tubing

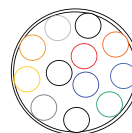
Tubepack® 25 m

| O.D. tube (mm) | I.D. tube (mm) |  |  |  |  | kg |
|----------------------|----------------------|---|---|---|---|-------|
| 4 | 2.5 | 12 | 1420U04 11 | 1420U04 44 | 1420U04 41 | 0.620 |
| 6 | 4 | 15 | 1420U06 11 | 1420U06 44 | 1420U06 41 | 1.182 |
| 8 | 5.5 | 20 | 1420U08 11 | 1420U08 44 | 1420U08 41 | 1.942 |

Colour Selection



Multi-Tubing
Semi-Rigid PA/PVC Sheath



Related Products

To complement the Multi-Tubing range, Parker Legris proposes multi-connectors, shown in our general catalogue.

Push-In Fittings

Multi-Connector



PA Recoil Tubing

Parker Legris recoil tubing has a **lasting memory after multiple uses**, offering an **alternative to reels** for excellent ergonomics and space saving. The pre-assembled tubes are equipped with a protection spring, preventing damage to the ends.

Product Advantages

Excellent Mechanical Properties

- Low pressure drop
- Good chemical compatibility
- Self-retracting
- Identical technical performance to PA tubing
- Silicone-free

Comprehensive Range

- Ready-to-use
- Various colours for circuit identification
- Available with pre-assembled connectors



Applications

- MRO
- Pneumatic Tools
- Transportation
- Lubrication
- Industrial Cleaning
- Robotics
- Car Washing

Technical Characteristics

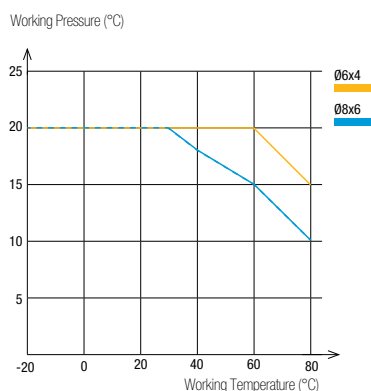
| | |
|----------------------------|--|
| Compatible Fluids | Compressed air, lubricants, Other fluids: please consult us |
| Working Pressure | Vacuum to 20 bar |
| Working Temperature | -20°C to +80°C |
| Component Materials | Polyamide (60 Shore D) |

Regulations

DI: 97/23/EC (PED)
 RG: 1907/2006 (REACH)
 DI: 2002/95/EC (RoHS), 2011/65/EC

Reliable performance is dependent upon the type of fluid conveyed and fittings being used. Use is guaranteed with a vacuum of 755 mm Hg (99% vacuum).

Performance of PA Recoil Tubing



| Tube O.D. | Passage | Tube O.D. Tolerance |
|-----------|---------|---------------------|
| 6 mm | 4 mm | +0.05 / -0.10 |
| 8 mm | 6 mm | +0.05 / -0.10 |

Packaging

Plastic bags: 2m to 6 m
 Other lengths and colours on request



To calculate burst pressure, the values in these graphs should be multiplied by 3.

1470P Polyamide (PA) Recoil Tubing 2 m, Male BSPT Fitting

| O.D. (mm) | I.D. (mm) | BSPT Thread |  |  | Total Closed Length (mm) | O.D. of Coil (mm) | kg |
|--------------|--------------|----------------|---|---|--------------------------------|----------------------|-------|
| 6 | 4 | R1/4 | 1470P06 04 13 | 1470P06 07 13 | 520 | 60 | 0.143 |
| 8 | 6 | | 1470P08 04 13 | 1470P08 07 13 | 560 | 70 | 0.174 |



Length of long straight section: 300 mm
Length of short straight section: 100 mm

1471P Polyamide (PA) Recoil Tubing 4 m, Male BSPT Fitting

| O.D. (mm) | I.D. (mm) | BSPT Thread |  |  | Total Closed Length (mm) | O.D. of Coil (mm) | kg |
|--------------|--------------|----------------|---|---|--------------------------------|----------------------|-------|
| 6 | 4 | R1/4 | 1471P06 04 13 | 1471P06 07 13 | 640 | 60 | 0.199 |
| 8 | 6 | | 1471P08 04 13 | 1471P08 07 13 | 720 | 70 | 0.249 |

Length of long straight section: 300 mm
Length of short straight section: 100 mm

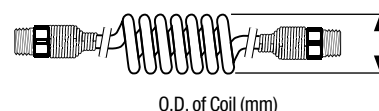
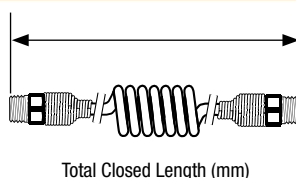
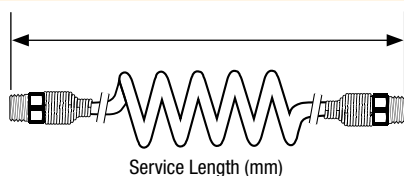
1472P Polyamide (PA) Recoil Tubing 6 m, Male BSPT Fitting

| O.D. (mm) | I.D. (mm) | BSPT Thread |  |  | Total Closed Length (mm) | O.D. of Coil (mm) | kg |
|--------------|--------------|----------------|---|---|--------------------------------|----------------------|-------|
| 6 | 4 | R1/4 | 1472P06 04 13 | 1472P06 07 13 | 760 | 60 | 0.260 |
| 8 | 6 | | 1472P08 04 13 | 1472P08 07 13 | 880 | 70 | 0.329 |

Length of long straight section: 300 mm
Length of short straight section: 100 mm

Dimensions for Recoil Tubing

Service length: maximum recommended operating length in order to ensure that the coil will continue to contract after multiple uses.



PU Recoil Tubing

With its small coil diameter and good impact resistance, this polyurethane recoil tubing is perfect for installations requiring **flexibility** in confined spaces. Good resistance to shock and abrasion, together with a design integrating straight ends, allow for **easy and safe operation** of pneumatic equipment.

Product Advantages

Excellent Mechanical Properties

Excellent coil memory
Abrasion-resistant
Perfect for rapid cycling applications
Consistent tensile strength
Optimum longevity
Low pressure drop
Lightweight with plastic protection spring
Silicone-free

Comprehensive Range

Available in 2 materials: PU ester and PU ether
With or without pre-assembled fittings
Pre-assembled plastic or metal protection springs to prevent damage to equipment and tubing



- Applications
- Workshops

Tooling

Pneumatics

Motion Technologies

Robotics

Industrial Machinery

Technical Characteristics

Compatible Fluids

Compressed air

Working Pressure

0 to 10 bar

Working Temperature

-20°C to +70°C
(assembled tubing)

Component Materials

Polyurethane ester: 52 Shore D
Polyurethane ether: 46 Shore D

Regulations

Industrial
NF E49-101
DI: 2002/95/EC (RoHS), 2011/65/EC
DI: 97/23/EC (PED)
RG: 1907/2006 (REACH)

Packaging

Plastic bags: from 2 m to 7.5 m

Reliable performance is dependent upon the type of fluid conveyed and fittings being used.

Performance of PU Recoil Tubing




PU Ester Recoil Tubing

PU Ether Recoil Tubing

| Tube O.D. | Tube I.D. | Tube O.D. Tolerance |
|-----------------|---------------|---------------------|
| 4 to 8 mm | 2.5 to 5.5 mm | +0.10 / -0.10 |
| 10 to 12 mm | 7 to 8 mm | +0.15 / -0.15 |
| 3/8" and 19/32" | 1/4" and 3/8" | +/- 0.005" |




To calculate burst pressure, the values in these graphs should be multiplied by 3.

1470U Polyurethane (PU) Ester Recoil Tubing 2 m, Male BSPT Fitting

| O.D. (mm) | I.D. (mm) | BSPT Thread |  |  |  | Total Closed Length (mm) | O.D. of Coil (mm) | kg |
|--------------|--------------|----------------|---|---|---|-----------------------------|----------------------|-------|
| 4 | 2.5 | R1/8 | 1470U04 03 10 | 1470U04 04 10 | 1470U04 05 10 | 595 | 24 | 0.060 |
| 6 | 4 | R1/4 | 1470U06 03 13 | 1470U06 04 13 | 1470U06 05 13 | 630 | 32 | 0.060 |
| 8 | 5 | R1/4 | 1470U08 03 13 | 1470U08 04 13 | 1470U08 05 13 | 780 | 42 | 0.120 |
| 10 | 7 | R1/4 | 1470U10 03 13 | 1470U10 04 13 | 1470U10 05 13 | 780 | 62 | 0.160 |
| 12 | 8 | R3/8 | 1470U12 03 17 | 1470U12 04 17 | 1470U12 05 17 | 780 | 65 | 0.190 |




Length of long straight section, O.D. < 8 mm: 300 mm; Length of long straight section, O.D. ≥ 8 mm: 500 mm; Length of short straight section, for all O.D.: 100 mm

1471U Polyurethane (PU) Ester Recoil Tubing 4 m, Male BSPT Fitting

| O.D. (mm) | I.D. (mm) | BSPT Thread |  |  |  | Total Closed Length (mm) | O.D. of Coil (mm) | kg |
|--------------|--------------|----------------|---|---|---|-----------------------------|----------------------|-------|
| 4 | 2.5 | R1/8 | 1471U04 03 10 | 1471U04 04 10 | 1471U04 05 10 | 785 | 24 | 0.100 |
| 6 | 4 | R1/4 | 1471U06 03 13 | 1471U06 04 13 | 1471U06 05 13 | 850 | 32 | 0.160 |
| 8 | 5 | R1/4 | 1471U08 03 13 | 1471U08 04 13 | 1471U08 05 13 | 1000 | 42 | 0.200 |
| 10 | 7 | R1/4 | 1471U10 03 13 | 1471U10 04 13 | 1471U10 05 13 | 1000 | 62 | 0.230 |
| 12 | 8 | R3/8 | 1471U12 03 17 | 1471U12 04 17 | 1471U12 05 17 | 1140 | 65 | 0.260 |


Length of long straight section, O.D. < 8 mm: 300 mm; Length of long straight section, O.D. ≥ 8 mm: 500 mm; Length of short straight section, for all O.D.: 100 mm

1472U Polyurethane (PU) Ester Recoil Tubing 6 m, Male BSPT Fitting

| O.D. (mm) | I.D. (mm) | BSPT Thread |  |  |  | Total Closed Length (mm) | O.D. of Coil (mm) | kg |
|--------------|--------------|----------------|---|---|---|-----------------------------|----------------------|-------|
| 8 | 5 | R1/4 | 1472U08 03 13 | 1472U08 04 13 | 1472U08 05 13 | 1230 | 42 | 0.280 |
| 10 | 7 | R1/4 | 1472U10 03 13 | 1472U10 04 13 | 1472U10 05 13 | 1140 | 62 | 0.295 |
| 12 | 8 | R3/8 | 1472U12 03 17 | 1472U12 04 17 | 1472U12 05 17 | 1190 | 65 | 0.310 |


Length of long straight section, O.D. < 8 mm: 300 mm; Length of long straight section, O.D. ≥ 8 mm: 500 mm; Length of short straight section, for all O.D.: 100 mm

1460U Polyurethane (PU) Ester Recoil Tubing 2 m

| O.D. (mm) | I.D. (mm) |  | Total Closed Length (mm) | O.D. of Coil (mm) | kg |
|--------------|--------------|---|-----------------------------|----------------------|-------|
| 8 | 5 | 1460U08 04 | 780 | 42 | 0.064 |
| 10 | 7 | 1460U10 04 | 780 | 62 | 0.122 |
| 12 | 8 | 1460U12 04 | 780 | 65 | 0.172 |


Length of long straight section, O.D. < 8 mm: 300 mm; Length of long straight section, O.D. ≥ 8 mm: 500 mm; Length of short straight section, for all O.D.: 100 mm

1461U Polyurethane (PU) Ester Recoil Tubing 4 m

| O.D. (mm) | I.D. (mm) |  | Total Closed Length (mm) | O.D. of Coil (mm) | kg |
|--------------|--------------|---|-----------------------------|----------------------|-------|
| 8 | 5 | 1461U08 04 | 1000 | 42 | 0.128 |
| 10 | 7 | 1461U10 04 | 1000 | 62 | 0.244 |
| 12 | 8 | 1461U12 04 | 1000 | 65 | 0.344 |

Length of long straight section, O.D. < 8 mm: 300 mm; Length of long straight section, O.D. ≥ 8 mm: 500 mm; Length of short straight section, for all O.D.: 100 mm


1462U Polyurethane (PU) Ester Recoil Tubing 6 m

| O.D. (mm) | I.D. (mm) |  | Total Closed Length (mm) | O.D. of Coil (mm) | kg |
|--------------|--------------|---|-----------------------------|----------------------|-------|
| 8 | 5 | 1462U08 04 | 1230 | 42 | 0.192 |
| 10 | 7 | 1462U10 04 | 1140 | 62 | 1.246 |
| 12 | 8 | 1462U12 04 | 1190 | 65 | 0.280 |


Length of long straight section, O.D. < 8 mm: 300 mm; Length of long straight section, O.D. ≥ 8 mm: 500 mm; Length of short straight section, for all O.D.: 100 mm

PU Recoil Tubing


1445U..R Recoil Polyurethane (PU) Ether Tubing 3 m, Male BSPP Fitting

| O.D. (mm) | I.D. (mm) | BSPP Thread |  | Total Closed Length (mm) | O.D. of Coil (mm) | kg |
|--------------|--------------|----------------|---|--------------------------------|-------------------------|-------|
| 8 | 5 | G1/4 | 1445U08R04 13 | 819 | 40 | 0.170 |
| 3/8" | 1/4" | G1/4 | 1445U60R04 13 | 769 | 60 | 0.230 |
| 12 | 8 | G3/8 | 1445U12R04 17 | 789 | 80 | 0.310 |
| 14 | 9.5 | G3/8 | 1445U14R04 17 | 759 | 110 | 0.460 |


1441U..R Recoil Polyurethane (PU) Ether Tubing 4 m, Male BSPP Fitting

| O.D. (mm) | I.D. (mm) | BSPP Thread |  | Total Closed Length (mm) | O.D. of Coil (mm) | kg |
|--------------|--------------|----------------|---|--------------------------------|-------------------------|-------|
| 8 | 5 | G1/4 | 1441U08R04 13 | 889 | 40 | 0.220 |
| 3/8" | 1/4" | G1/4 | 1441U60R04 13 | 819 | 60 | 0.260 |
| 12 | 8 | G3/8 | 1441U12R04 17 | 849 | 80 | 0.400 |
| 14 | 9.5 | G3/8 | 1441U14R04 17 | 809 | 110 | 0.554 |

1442U..R Recoil Polyurethane (PU) Ether Tubing 6 m, Male BSPP Fitting


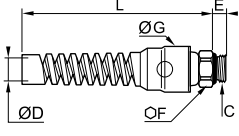
| O.D. (mm) | I.D. (mm) | BSPP Thread |  | Total Closed Length (mm) | O.D. of Coil (mm) | kg |
|--------------|--------------|----------------|--|--------------------------------|-------------------------|-------|
| 8 | 5 | G1/4 | 1442U08R04 13 | 1029 | 40 | 0.340 |
| 3/8" | 1/4" | G1/4 | 1442U60R04 13 | 929 | 60 | 0.360 |
| 12 | 8 | G3/8 | 1442U12R04 17 | 969 | 80 | 0.530 |
| 14 | 9.5 | G3/8 | 1442U14R04 17 | 909 | 110 | 0.920 |

1447U..R Recoil Polyurethane (PU) Ether Tubing 7.5 m, Male BSPP Fitting


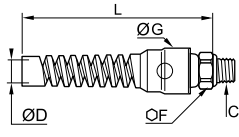
| O.D. (mm) | I.D. (mm) | BSPP Thread |  | Total Closed Length (mm) | O.D. of Coil (mm) | kg |
|--------------|--------------|----------------|---|--------------------------------|-------------------------|-------|
| 8 | 5 | G1/4 | 1447U08R04 13 | 1134 | 40 | 0.420 |
| 3/8" | 1/4" | G1/4 | 1447U60R04 13 | 1009 | 60 | 0.460 |
| 12 | 8 | G3/8 | 1447U12R04 17 | 1059 | 80 | 0.600 |
| 14 | 9.5 | G3/8 | 1447U14R04 17 | 984 | 110 | 1.150 |

Accessories

0694 Push-In Fitting with Protection Spring, Male BSPP Thread

|  | Nickel-plated brass, NBR  | ØD | C | | E | F | G | L | kg |
|---|---|----|------|----------------------------|-----|----|------|-------|-------|
| | | 8 | G1/4 | 0694 08 13 | 6.5 | 16 | 24 | 104.5 | 0.067 |
| | | 10 | G1/4 | 0694 10 13 | 6.5 | 18 | 24 | 106.5 | 0.062 |
| | | 12 | G3/8 | 0694 12 17 | 7.5 | 20 | 29.5 | 126 | 0.080 |

0695 Push-In Fitting with Protection Spring, Male BSPT Thread

|  | Nickel-plated brass, NBR  | ØD | C | | F | G | L | kg |
|---|---|----|------|----------------------------|----|------|-------|-------|
| | | 8 | R1/4 | 0695 08 13 | 14 | 24 | 104.5 | 0.055 |
| | | 10 | R1/4 | 0695 10 13 | 18 | 24 | 106.5 | 0.064 |
| | | 12 | R3/8 | 0695 12 17 | 20 | 29.5 | 126 | 0.090 |

PA tubing can be connected to various fittings; you will find these fittings in our general catalogue or on our website, www.parkerlegris.com.

Tubing

Semi-Rigid PA



Rigid PA



Push-In Fittings

LF 3000*



LF 3600



LF 3800/LF 3900



LF 6100



Compression Fittings

Brass



Stainless Steel



Ferrules



Function Fittings

7060



7010



Braided PU Recoil Hose

This recoil hose offers all the advantages of polyurethane, combining the **durability** and **kink resistance** of bulkier braided hoses with great **elasticity** and maximum **flexibility**.

Product Advantages

- Excellent Mechanical Properties

Unsurpassed resistance to abrasion: 10 times better than rubber, polyamide and non-braided polyurethane
Excellent flexibility and coil memory: minimizes work fatigue
Highly kink and crush-resistant
Silicone-free
- Ready-to-Use

Pre-assembled threaded fittings
Tube ends protected with a plastic spring
Lightweight for easy handling
3 lengths available
Translucent blue: visibility of the fluid



Applications

Machine Tools
Industrial Assembly
Pneumatics
In-Plant Automotive Workshops

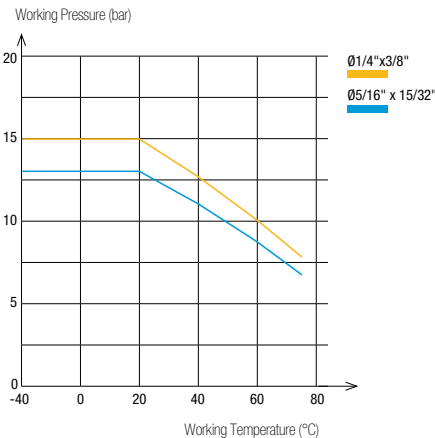
Technical Characteristics

| | |
|---------------------|---|
| Compatible Fluids | Compressed air Other fluids: please consult us |
| Working Pressure | 0 to 15 bar |
| Working Temperature | -40°C to +75°C |
| Component Materials | Polyurethane (85 Shore A) |

Reliable performance is dependent upon the type of fluid conveyed and fittings being used.

| |
|---|
| Regulations |
| DI: 97/23/EC(PED) RG: 1907/2006 (REACH) DI: 2002/95/EC (RoHS), 2011/65/EC |

Performance of Braided PU Recoil Hose



| Hose O.D. | Hose I.D. | Hose I.D. Tolerance |
|----------------|---------------|---------------------|
| 3/8" 15/32" | 1/4" 5/16" | +/- 0.005" |

Connected to Parker Legris push-in fittings, the calibration of PU tubing ensures perfect sealing.

Packaging

Plastic bags: 3 m to 7.5 m

To calculate burst pressure, the values in this graph should be multiplied by 4.


1445U..E Braided Polyurethane (PU) Recoil Hose 3 m, Male BSPP Fitting

| Ø ext. (mm) | I.D. (mm) | BSPP Thread |  | Total Closed Length (mm) | O.D. of Coil (mm) | kg |
|----------------|--------------|----------------|---|--------------------------------|-------------------------|-------|
| 3/8" | 1/4" | G1/4 | 1445U60E04 13 | 870 | 42 | 0.210 |
| 12 | 8 | G3/8 | 1445U12E04 17 | 880 | 55 | 0.300 |

1442U..E Braided Polyurethane (PU) Recoil Hose 6 m, Male BSPP Fitting

| O.D. (mm) | I.D. (mm) | BSPP Thread |  | Total Closed Length (mm) | O.D. of Coil (mm) | kg |
|--------------|--------------|----------------|---|--------------------------------|-------------------------|-------|
| 3/8" | 1/4" | G1/4 | 1442U60E04 13 | 1140 | 42 | 0.420 |
| 12 | 8 | G3/8 | 1442U12E04 17 | 1160 | 55 | 0.600 |

1447U..E Braided Polyurethane (PU) Recoil Hose 7.5 m, Male BSPP Fitting

| O.D. (mm) | I.D. (mm) | BSPP Thread |  | Total Closed Length (mm) | O.D. of Coil (mm) | kg |
|--------------|--------------|----------------|---|--------------------------------|-------------------------|-------|
| 3/8" | 1/4" | G1/4 | 1447U60E04 13 | 1275 | 42 | 0.525 |
| 12 | 8 | G3/8 | 1447U12E04 17 | 1300 | 55 | 0.750 |

Related Products

Parker Legris recoil tubing is designed for use with Parker Legris blowguns and couplers. These products can be found in our general catalogue or on our website, www.parkerlegris.com.

Industrial Blowguns

Polymer



Metal



Couplers

C 9000



Metal



PVC Braided Hose

Parker Legris offers two **grades of PVC** which cover a wide range of industrial applications for the **transportation of various fluids**.

Product Advantages

Food-Grade PVC

Monograde tubing reinforced with a braided polyester ply
Flexible: space saving during installation
Translucent for visual identification:
• of the fluid
• of inner cleanliness
• of fluid flow
Food-grade, without phthalates
Silicone-free

Industrial PVC

Tubing with a braided polyester ply between 2 grades of PVC
Resistant to abrasion, impact and crushing
Increased durability
Lightweight and easy-to-use
Silicone-free



Applications
Robotics
In-Plant Automotive
Pneumatics
Semi-Conductors
Textile
Packaging
Vacuum

Technical Characteristics

| Hose | Food-Grade PVC | Industrial PVC |
|---------------------|---|--|
| Compatible Fluids | Compressed air, other fluids | Compressed air |
| Working Pressure | 0 to 15 bar | 0 to 15 bar |
| Working Temperature | -20°C to +70°C | -25°C to +60°C |
| Component Materials | Translucent food-grade PVC, phthalate-free with polyester braid | Industrial blue PVC, multi-layer, with polyester braid |

Regulations

Food-Grade PVC

FDA: 21 CFR 177.1550
RG: 1907/2006 (REACH)
RG: 1935/2004
DI: 2002/95/EC (RoHS), 2011/65/EC
DI: 2007/10/EC (phthalates)

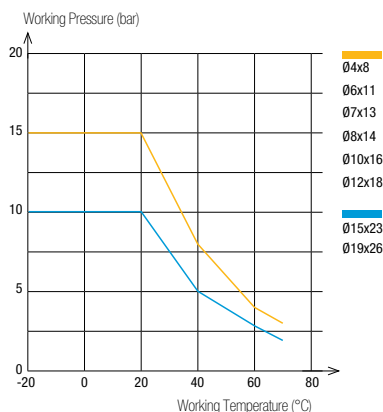
Industrial PVC

DI: 97/23/CE (PED)
RG: 1907/2006 (REACH)
DI: 2002/95/EC (RoHS), 2011/65/EC

Reliable performance is dependent upon the type of fluid conveyed and fittings being used.

Hose Performance

Food-Grade PVC



| Hose Type | Hose I.D. | Hose I.D. Tolerance |
|----------------|-------------|---------------------|
| Food-Grade PVC | 4 to 6 mm | +0.5 / -0.5 |
| | 7 to 12 mm | +0.6 / -0.6 |
| | 15 to 19 mm | +0.8 / -0.8 |
| Industrial PVC | 6.3 mm | +0.3 / -0.3 |
| | 9 mm | +0.5 / -0.5 |
| | 12.7 mm | +0.6 / -0.6 |

Packaging



Reel: 25 m, 50 m
(with protective plastic bag)

To calculate burst pressure, the values in these graphs should be multiplied by 3.

1025V

Food-Grade Braided PVC Hose



Reel 25 m

| O.D. (mm) | I.D. (mm) |  |  | kg |
|--------------|--------------|---|---|-------|
| 8 | 4 | 10 | 1025V08 00 04 | 1.260 |
| 11 | 6 | 12 | 1025V11 00 06 | 2.253 |
| 13 | 7 | 14 | 1025V13 00 07 | 3.182 |
| 14 | 8 | 16 | 1025V14 00 08 | 3.434 |
| 16 | 10 | 25 | 1025V16 00 10 | 3.800 |
| 18 | 12 | 30 | 1025V18 00 12 | 4.423 |
| 23 | 15 | 40 | 1025V23 00 15 | 7.300 |
| 26 | 19 | 60 | 1025V26 00 19 | 7.300 |

1050V

Food-Grade Braided PVC Hose



Reel 50 m

| O.D. (mm) | I.D. (mm) |  |  | kg |
|--------------|--------------|---|---|--------|
| 8 | 4 | 10 | 1050V08 00 04 | 2.690 |
| 11 | 6 | 12 | 1050V11 00 06 | 4.200 |
| 13 | 7 | 14 | 1050V13 00 07 | 5.966 |
| 14 | 8 | 16 | 1050V14 00 08 | 6.058 |
| 16 | 10 | 25 | 1050V16 00 10 | 6.400 |
| 18 | 12 | 30 | 1050V18 00 12 | 8.250 |
| 23 | 15 | 40 | 1050V23 00 15 | 14.600 |
| 26 | 19 | 60 | 1050V26 00 19 | 14.600 |

1025V..C

Industrial-Grade Braided PVC Hose



Reel 25 m

| O.D. (mm) | I.D. (mm) |  |  | kg |
|--------------|--------------|---|---|-------|
| 11 | 6 | 45 | 1025V11C04 06 | 2.175 |
| 14 | 9 | 63 | 1025V14C04 09 | 3.250 |
| 19 | 13 | 89 | 1025V19C04 13 | 4.975 |

1050V..C

Industrial-Grade Braided PVC Hose

Reel 50 m

| O.D. (mm) | I.D. (mm) |  |  | kg |
|--------------|--------------|---|---|-------|
| 11 | 6 | 45 | 1050V11C04 06 | 4.350 |
| 14 | 9 | 63 | 1050V14C04 09 | 6.500 |
| 19 | 13 | 89 | 1050V19C04 13 | 9.950 |

Related Products

PVC tubing is designed for use with Parker Legris barb connectors and couplers. These products can be found in our general catalogue or on our website, www.parkerlegris.com.

Barb Connectors

0191



0123



Couplers

C 9000



Metal



Self-Fastening NBR Hose

Parker Legris self-fastening hose is designed according to **CNOMO E07.21.115N***. This range of hose should be used with Legris barb connectors and provides both the **reliability** of self-fastening technology and **simplicity of installation**.

Product Advantages

Exceptional Endurance

- Unsurpassed resistance to repetitive flexing
- Protection against spark and flame
- Abrasion and crush-resistant
- UV-resistant

Ideal for In-Plant Automotive

- Excellent ozone resistance
- Perfect for cooling systems
- Maximum flow with no pressure drop
- 4 colours for immediate circuit identification
- Silicone-free

Ready-To-Use

- No lubrication, additive (grease, oil, ...etc), or preparation time required
- To connect: push the hose fully home against the fitting shoulder
- To disassemble: cut the hose on the barbed side of the fitting



Applications

- In-Plant Automotive
- Cooling
- Welding Robots
- Pneumatics
- Industrial Machinery

Technical Characteristics

| | |
|----------------------------|--|
| Compatible Fluids | Coolants, compressed air |
| Working Pressure | 0 to 16 bar |
| Working Temperature | -20°C to +100°C |
| Component Materials | Nitrile butadiene rubber & textile braid |

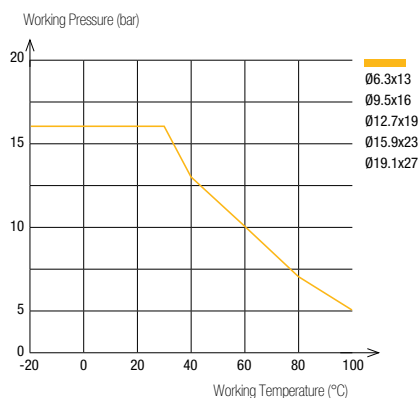
Regulations

NFT 46-019-1
NFT 47 252
RG: 1907/2006 (REACH)
DI: 2002/95/EC (RoHS), 2011/65/EC
CNOMO: E07.21.115N

***CAUTION:** CNOMO certification is valid exclusively for red and green hose, only when connected to Legris' CNOMO-certified barb connectors 0132, 0133 and 0134.

Reliable performance is dependent upon the type of fluid conveyed and fittings being used.

Performance of Self-Fastening NBR Hose



| DN mm CNOMO | DN (standard) | Hose I.D. (mm) | Hose I.D. Tolerance (mm) |
|----------------|----------------------|-------------------------------|--------------------------------|
| 6 | 1/4" | 6.3 mm | +0.4 / -0.4 |
| 8 | 3/8" | 9.5 mm | +0.5 / -0.5 |
| 12 16 20 | 1/2" 5/8" 3/4" | 12.7 mm 15.9 mm 19.1 mm | +0.6 / -0.6 |

Packaging






Drum: 20 m, 40 m, 80 m, 100 m

Use with water: maximum temperature 100°C
Use with air: maximum temperature 70°C

To calculate burst pressure, the values in this graph should be multiplied by 3.

1040H Braided Self-Fastening NBR Hose






Drum 40 m

| DN | O.D. (mm) | I.D. (mm) |  |  |  |  |  | kg |
|-----|--------------|--------------|---|---|---|--|---|--------|
| 1/4 | 13 | 6.3 | 60 | 1040H56 01 | 1040H56 02 | 1040H56 03 | 1040H56 04 | 7.000 |
| 3/8 | 16 | 9.5 | 70 | 1040H60 01 | 1040H60 02 | 1040H60 03 | 1040H60 04 | 8.600 |
| 1/2 | 19 | 12.7 | 120 | 1040H62 01 | 1040H62 02 | 1040H62 03 | 1040H62 04 | 9.450 |
| 5/8 | 23 | 15.9 | 140 | 1040H66 01 | 1040H66 02 | 1040H66 03 | 1040H66 04 | 13.000 |
| 3/4 | 27 | 19.1 | 170 | 1040H69 01 | 1040H69 02 | 1040H69 03 | 1040H69 04 | 16.500 |

Also available in 20 m length upon request

1080H Braided Self-Fastening NBR Hose






Drum 80 m

| DN | O.D. (mm) | I.D. (mm) |  |  |  |  |  | kg |
|-----|--------------|--------------|---|---|---|--|---|--------|
| 5/8 | 23 | 15.9 | 140 | 1080H66 01 | 1080H66 02 | 1080H66 03 | 1080H66 04 | 26.160 |
| 3/4 | 27 | 19.1 | 170 | 1080H69 01 | 1080H69 02 | 1080H69 03 | 1080H69 04 | 33.160 |

Also available in 20 m length upon request

1100H Braided Self-Fastening NBR Hose

Drum 100 m

| DN | O.D. (mm) | I.D. (mm) |  |  |  |  |  | kg |
|-----|--------------|--------------|---|---|---|--|---|--------|
| 1/4 | 13 | 6.3 | 60 | 1100H56 01 | 1100H56 02 | 1100H56 03 | 1100H56 04 | 14.660 |
| 3/8 | 16 | 9.5 | 70 | 1100H60 01 | 1100H60 02 | 1100H60 03 | 1100H60 04 | 20.600 |
| 1/2 | 19 | 12.7 | 120 | 1100H62 01 | 1100H62 02 | 1100H62 03 | 1100H62 04 | 23.000 |

Also available in 20 m length upon request

Related Products

Self-fastening hose is designed for use with Parker Legris brass barb connectors (CNOMO-certified) which you can find in our general catalogue or on our website, www.parkerlegris.com.

Barb Connectors

0132 0133 .. 39 0134



Installation Tool

Tool Part Number:
0650 00 00 05

This automatic installation tool reduces the effort required to connect self-fastening hose onto a barb connector.



Tube Cutting and Positioning

Cut the tube at a right angle and position the barb connector on the mounting tool.

Barb connector support



Press-Fitting the Tube


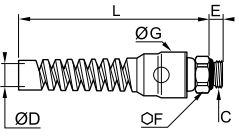

Activate the press-fit tool; connection is complete when the tube is fully home on the barb connector. This tool has been designed for use with 5 different diameters and is easy to operate.

Barb connector support


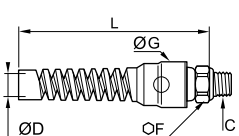



Accessories




0694 Push-In Fitting with Protection Spring, Male BSPP Thread

|  | Nickel-plated brass, NBR | |  |  | | E | F | G | L | kg |
|---|--------------------------|------|---|---|----------------------------|-----|----|------|-------|-------|
| | | | | | | | | | | |
| | | | | | | | | | | |
| | | | | | | | | | | |
| | ØD | C | | | | | | | | |
| | 8 | G1/4 | | | 0694 08 13 | 6.5 | 16 | 24 | 104.5 | 0.067 |
| | 10 | G1/4 | | | 0694 10 13 | 6.5 | 18 | 24 | 106.5 | 0.062 |
| | 12 | G3/8 | | | 0694 12 17 | 7.5 | 20 | 29.5 | 126 | 0.080 |



0695 Push-In Fitting with Protection Spring, Male BSPT Thread

|  | Nickel-plated brass, NBR | |  |  | | F | G | L | kg |
|---|--------------------------|------|---|---|----------------------------|----|------|-------|-------|
| | | | | | | | | | |
| | | | | | | | | | |
| | | | | | | | | | |
| | ØD | C | | | | | | | |
| | 8 | R1/4 | | | 0695 08 13 | 14 | 24 | 104.5 | 0.055 |
| | 10 | R1/4 | | | 0695 10 13 | 18 | 24 | 106.5 | 0.064 |
| | 12 | R3/8 | | | 0695 12 17 | 20 | 29.5 | 126 | 0.090 |



3000 71 00 Tube Cutter

| | | | | | | | |
|--|--------------------------|--|---|---|----------|-----------|-------|
|  | Technical polymer |  |  | H | L | kg | |
| | | | | 3000 71 00 | 25 | 79 | 0.029 |
| | | | | This tool is designed to give a clean cut at right angles to the tube axis for all resilient polymer tubing (polyamide, polyurethane, FEP, polyethylene, etc.) from 4 mm to 12 mm diameter inclusive. | | | |
| | | | | Replacement blades: part number 3000 71 00 05 A spring maintains the cutter in the closed position. | | | |



3000 71 11 Tube Cutter

| | | | | |
|---|---------------|---|---|-----------|
|  | Treated steel |  | | kg |
| | | | 3000 71 11 | 0.227 |
| | | | Replacement blades: part number 3000 71 11 05 | |
| | | | | |

6000 71 00 Stripping Tool


| | | | | |
|---|------------------------------------|---|---|-------|
|  | Technical polymer, stainless steel |  | | kg |
| | | | 6000 71 00 | 0.098 |
| | | | Working principle of the stripping tool page 17 | |
| | | | | |

1827 Stainless Steel Tube Support for Fluoropolymer Tubing

| | | | | | | | | |
|---|----------------------|-----|------------|------------|---|---|----|-------|
|  | Stainless steel 316L | | | |  | L | kg | |
| | ØD1 | ØD2 | | | | | | |
| | 6 | 4 | 1827 06 00 | 11.5 | | | | 0.001 |
| | 8 | 6 | 1827 08 00 | 14 | | | | 0.001 |
| | 10 | 8 | 1827 10 00 | 18 | | | | 0.001 |
| | 12 | 9 | 1827 12 09 | 18 | | | | 0.001 |
| | | 10 | 1827 12 00 | 18 | | | | 0.001 |
| | | 16 | 14 | 1827 16 00 | | | | 18 |
| This tube support is necessary when using fluoropolymer FEP tubing at all temperatures compatible with the fitting/ tubing assembly. | | | | | | | | |


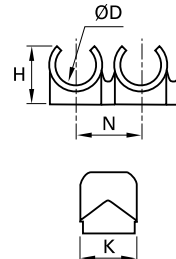

0127 Brass Tube Support for Polymer Tubing

Brass


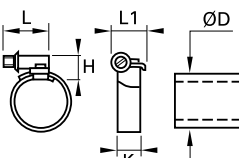

| | ØD1 | ØD2 |  | L | kg |
|----|-----|----------------------------|---|------|-------|
| 4 | 2 | 0127 04 00 | | 11 | 0.001 |
| | 2.7 | 0127 04 27 | | 11 | 0.001 |
| 5 | 3 | 0127 05 03 | | 11 | 0.001 |
| | 3.3 | 0127 05 00 | | 11.5 | 0.009 |
| 6 | 4 | 0127 06 00 | | 11.5 | 0.001 |
| 8 | 5.5 | 0127 08 55 | | 14 | 0.001 |
| | 6 | 0127 08 00 | | 14 | 0.001 |
| 10 | 7 | 0127 10 07 | | 18 | 0.001 |
| | 7.5 | 0127 10 75 | | 18 | 0.001 |
| | 8 | 0127 10 00 | | 18 | 0.002 |
| 12 | 8 | 0127 12 08 | | 18 | 0.002 |
| | 9 | 0127 12 09 | | 18 | 0.002 |
| | 10 | 0127 12 00 | | 18 | 0.001 |
| 14 | 11 | 0127 14 11 | | 18 | 0.002 |
| | 12 | 0127 14 00 | | 18 | 0.002 |
| 15 | 12 | 0127 15 12 | | 18 | 0.002 |
| 16 | 13 | 0127 16 13 | | 18 | 0.003 |
| 18 | 14 | 0127 18 14 | | 19.5 | 0.003 |
| 20 | 15 | 0127 20 15 | | 20.5 | 0.003 |
| 22 | 16 | 0127 22 16 | | 21 | 0.004 |
| 25 | 19 | 0127 25 19 | | 25 | 0.007 |

This tube support guarantees good gripping, at high temperatures and pressures, by preventing collapsing of the tube.

CLIP Clip Strip for Tubing and Fittings

| | | | | | | | |
|---|--|----|---|------|------|------|-------|
|  | <p>Technical polymer</p>  | ØD |  | H | K | N | kg |
| | | 4 | CLIP 04 00 | 9 | 13.5 | 10.5 | 0.007 |
| | | 6 | CLIP 06 00 | 10.5 | 13 | 10.5 | 0.004 |
| | | 8 | CLIP 08 00 | 12.5 | 10.5 | 12 | 0.007 |
| | | 10 | CLIP 10 00 | 14 | 12 | 15 | 0.005 |
| | | 12 | CLIP 12 00 | 16.5 | 14 | 16.5 | 0.009 |
| | | 14 | CLIP 14 00 | 18 | 16 | 20.5 | 0.008 |
| <p>Delivered in boxes of 10 strips of the same diameter (complete with self-tapping screws of 95 mm length) These clips can be used with metric or inch tubing.</p> | | | | | | | |

0697 Clip for Braided Tubing

|  | Treated steel | |  | ØD |  | H | K | L | L1 | kg |
|---|---------------|--|---|-------|---|----|---|----|----|----|
| | | | | 6-11 | | 7 | 5 | 12 | 7 | |
| | | | | 10-16 | | 12 | 9 | 21 | 13 | |
| | | | | 12-22 | | 12 | 9 | 21 | 13 | |
| | | | | 16-27 | | 12 | 9 | 24 | 13 | |
| | | | | 20-32 | | 12 | 9 | 24 | 13 | |

Chemical Compatibility Chart

| | | | |
|--------------|---|-----------------|---|
| Recommended | 1 | Not Recommended | 3 |
| Satisfactory | 2 | On request | - |

| Substances | PA | PU ether | PU ester | Low Density PE | Advanced PE | FEP/PFA |
|--|-----------|-----------------|-----------------|-------------------|--------------------|---------|
| Acetaldehyde | 1 | - | - | 3 | - | 1 |
| Acetone | 1 | 3 | 1 | 3 | - | 1 |
| Acid, chromic up to 10% | - | 3 | 3 | 1 (50 %) | - | 1 |
| Acid, citric | 3 | - | - | 1 | 1 up to 60°C | 1 |
| Acid, formic up to 10% | - | 2 | 3 | 1 | 1 at 25% at 20°C | 1 |
| Acid, hydrochloric up to 10% | 1 | 1 | 3 | 1 | 1 at 20°C | 1 |
| Acid, phosphoric up to 50% | 3 | 2 | 3 | 1 | 2 at 20°C | 1 |
| Acid, sulphuric up to 10% | 3 | 1 | 3 | 1 | 1 | 1 |
| Acid, acetic | 2 at 10 % | 1 | 3 | 1 (50 %) | 1 (50 %) | 1 |
| Acid, nitric | 3 | 3 | 3 | 1 (40 %); 3(>40%) | - | 1 |
| Ammonia and gaseous | 1 | 1 | 3 | 2 | 1 | 1 |
| Ammonium chloride up to 10% | - | 1 | 1 | 1 | 1 | 1 |
| Benzene | 1 | 3 | 3 | 3 | 3 | 1 |
| Bromine | 3 | - | - | 3 | 3 | 1 |
| Butane | 1 | 1 | 1 | 1 (20°C) | 1 | 1 |
| Butyl acetate | 1 | 3 | 2 | - | - | 1 |
| Butylic and butyl alcohol | - | - | - | 1 (20°C) | 1 | 1 |
| Calcium chloride | - | 1 (10 % & 40 %) | 2 (10 % & 40 %) | 1 | 1 | 1 |
| Carbon tetrachloride (sodium hypochlorite) | 2 | 3 | 2 | 1 (30 %) | 3 | 1 |
| Chloroform | 3 | 3 | 3 | 3 | - | 1 |
| Compressed air | 1 | 1 | 1 | 1 | 1 | 1 |
| Cyclohexanone | 1 | 3 | 3 | 3 | - | 1 |
| Ethanol | 1 | 2 | 2 | 3 | - | 1 |
| Ethyl acetate | 1 | 2 | 2 | 2 (20°C) | 2 (23°C); 3 (85°C) | 1 |
| Ethyl alcohol | - | - | - | 3 | 1 (23°C); 3 (85°C) | 1 |
| Ethylene oxide | 1 | - | - | - | - | 1 |
| Formalin (formaldehyde) | 2 | - | - | 1 (40 %) | - | 1 |
| Freon 12-22 | 1 | 2 | 2 | - | - | 1 |
| Glucose | 1 | - | - | - | 1 | 1 |
| Glycol (without H ₂ O) | - | 1 | 1 | - | - | 1 |
| Hydrogen | 1 | - | - | 1 | 1 | 1 |
| Hydrogen peroxide (perydrol) | 3 | 2 | 2 | 1 (10 %) | 1 | 1 |
| Kerosene | 1 | 1 | 1 | - | 3 | 1 |
| Magnesium chloride (up to 30%) | 1 | 1 | 2 | 1 | 1 | 1 |
| Methane | 1 | 1 | 1 | - | - | 1 |
| Methanol | 1 | 2 | 3 | - | - | 1 |
| Methyl acetate | - | 2 | 2 | - | - | 1 |
| Methyl alcohol (pure) | - | - | - | - | 2 | 1 |

Chemical Compatibility Chart

| Substances | PA | PU ether | PU ester | Low Density PE | Advanced PE | FEP/PFA |
|--------------------------------------|----------|----------|----------|----------------|-------------|---------|
| Methyl chloride | 2 | 3 | 2 | - | - | 1 |
| Methyl ethyl ketone | 1 | 3 | 3 | 3 | - | 1 |
| Oils (paraffin) | - | 1 | 1 | - | - | 1 |
| Oils, engine (diesel) | 1 | 2 | 1 | - | - | 1 |
| Oxygen | 1 | - | 1 | 1 (20 °C) | - | 1 |
| Ozone | 3 | 2 or 1 | 1 | 3 | 3 | 1 |
| Perchlorate ethylene | 1 | 3 | 3 | - | - | 1 |
| Petrol, with up to 40% aromatics | 1 | - | 2 | - | - | 1 |
| Petrol, with more than 40% aromatics | 1 | - | 3 | - | - | 1 |
| Phenols | 3 | - | 3 | 3 | - | 1 |
| Potash | - | - | 3 | 1 | - | 1 |
| Potassium chloride up to 40% | 1 | 1 | 2 | 1 | - | 1 |
| Potassium hydroxide | 1 (50 %) | 1 (3n) | 2 | 1 | 1 | 1 |
| Potassium manganate 5% | - | 3 | 2 | - | - | 1 |
| Potassium sulphate | 1 | - | - | 1 | 1 | 1 |
| Propane | 1 | 1 | 1 | - | - | 1 |
| Sodium carbonate | 1 | - | - | 1 | 1 | 1 |
| Sodium chloride | 1 (50 %) | 1 | 2 | 1 | - | 1 |
| Sodium hydroxide (caustic soda) | 1 (60 %) | - | - | 1 | 1 | 1 |
| Sodium hypochlorite (bleach) | 1 | 2 | 3 | 1 (30 %) | - | 1 |
| Tetrachloroethylene | 1 | 2 | 2 | - | - | 1 |
| Toluene | 1 | 2 | 2 | 3 | 3 | 1 |
| Tributylphosphate | 1 | - | - | - | - | 1 |
| Trichlorethylene | 1 | 3 | 3 | 3 | - | 1 |
| Water (distilled, deionised) | - | 1 | 1 | - | - | 1 |
| Water (drinking, food) | - | - | - | - | 1 | 1 |
| Water (industrial) | 1 | - | - | - | 1 | 1 |
| Water (sea) | - | - | - | - | - | 1 |
| Xylem | - | 2 | 2 | - | - | 1 |
| Zinc chloride | 1 (10 %) | - | - | 1 | - | 1 |

For other fluids, concentrations or special implementation, please contact us.

Product Selection Table

| Technical Tubing and Hose | Materials | Fluids | Maximum Pressure (bar) | Temperature | | Performance in Aggressive Environments | |
|---|---|---|------------------------|-------------|----------------|--|--------------------------|
| | | | | Min. | Max. | Mechanical | Chemical |
| Semi-Rigid PA | Semi-rigid bio-sourced polyamide | Compressed air, industrial fluids | 50 | -40°C | +100°C | Good | Good |
| Rigid PA | Rigid polyamide | Compressed air, industrial fluids | 58 | -40°C | +80°C | Good | Good |
| Fireproof High Resistance PA | Polyamide with flame-retardant additive | Coolants, industrial fluids (lubricants), compressed air | 50 | -40°C | +100°C | Excellent | Moderate |
| Anti-Spark PA and PU with or without PVC sheath | Semi-rigid polyamide with PVC sheath Polyurethane ether with PVC sheath Single-layer polyurethane ether with flame-retardant additive | Compressed air, coolants, industrial fluids | 36 (PA) 14 (PU) | -20°C | +80°C +70°C | Excellent | Good |
| PU single and multi-tube | Polyurethane ester Polyurethane ether "Crystal" food-quality polyurethane ether | Compressed air, industrial fluids (water) or food industry fluids | 12 | -20°C | +70°C | Excellent | Moderate Good Good |
| Antistatic PU | Polyurethane filled with conductive particles | Compressed air | 10 | -20°C | +70°C | Excellent | Moderate |
| Advanced PE | Polyethylene, 50% reticulated | All fluids | 16 | -40°C | +95°C | Good | Excellent |
| FEP | Fluoropolymer: fluorinated ethylene-propylene | All fluids | 28 | -40°C | +150°C | Good | Excellent |
| PFA | Fluoropolymer: high purity and coloured perfluoroalkoxy FDA | All fluids | 36 | -196°C | +260°C | Excellent | Excellent |
| Antistatic PFA | Fluoropolymer: perfluoroalkoxy filled with conducting particles | All fluids | 36 | -196°C | +260°C | Excellent | Good |
| Self-Fastening NBR | NBR with polyamide braid | Compressed air, coolants | 16 | -20°C | +100°C | Excellent | Good |
| Braided PU | Polyurethane with polyester braid | Compressed air, industrial fluids | 15 | -40°C | +75°C | Excellent | Good |

Push-in Fittings

| | | | | | | | |
|--------------------------|--------------------------------------|-----------------------------|----|-------|--------|-----------|-----------|
| LF 3000® | Technical polymer/brass/NBR | Compressed air | 20 | -20°C | +80°C | Good | Moderate |
| LIQUIfit® | Bio-sourced polymer/EPDM | Liquids | 16 | -10°C | +95°C | Moderate | Good |
| LF 3200 | Nickel-plated brass/NBR | Compressed air | 20 | -15°C | +80°C | Excellent | Moderate |
| LF 3600 | Chemical nickel-plated brass FDA/FKM | All brass-compatible fluids | 30 | -20°C | +150°C | Excellent | Good |
| LF 6100 | Brass/NBR | Oil, analytical gases | 60 | -40°C | +120°C | Excellent | Moderate |
| LF 3800 / LF 3900 | 316L - 303 stainless steel/FKM | All fluids | 30 | -20°C | +150°C | Excellent | Excellent |

Cartridges and Customised Products

| | | | | | | | |
|--------------------------|---|-----------------------------|----|-------|--------|-----------|-----------|
| LF 3000® | Technical polymer/brass or chemical nickel-plated brass/NBR | Compressed air | 20 | -20°C | +80°C | Good | Moderate |
| LIQUIfit® | Bio-sourced polymer/EPDM | Liquids | 16 | -10°C | +95°C | Moderate | Good |
| LF 3600 | Chemical nickel-plated brass FDA/FKM | All brass-compatible fluids | 30 | -20°C | +150°C | Excellent | Good |
| LF 3800 / LF 3900 | 316L - 303 stainless steel/FKM | All fluids | 30 | -20°C | +150°C | Excellent | Excellent |
| TL | Brass/NBR | Compressed air | 16 | -25°C | +80°C | Good | Moderate |

Function Fittings

| | | | | | | | |
|--|---|----------------|----|-------|--------|-----------|-----------|
| Polymer Flow Regulators | Technical polymer/nickel-plated brass | Compressed air | 10 | 0°C | +70°C | Good | Moderate |
| Metal Flow Regulators | Treated brass/nickel-plated brass | Compressed air | 10 | 0°C | +70°C | Excellent | Moderate |
| Stainless Steel Flow Regulators | 316L stainless steel | Compressed air | 40 | -15°C | +120°C | Excellent | Excellent |
| Blocking Fittings | Nickel-plated brass | Compressed air | 10 | -20°C | +70°C | Excellent | Good |
| Piloted Non-Return Valve | Technical polymer/nickel-plated brass | Compressed air | 10 | -5°C | +60°C | Good | Moderate |
| Non-Return Fitting | Technical polymer/nickel-plated brass | Compressed air | 10 | 0°C | +70°C | Good | Moderate |
| Silencers | Polymer, sintered bronze, nickel-plated brass, 316L stainless steel | Compressed air | 12 | -20°C | +180°C | Good | Moderate |



Parker's Motion & Control Technologies

At Parker, we're guided by a relentless drive to help our customers become more productive and achieve higher levels of profitability by engineering the best systems for their requirements. It means looking at customer applications from many angles to find new ways to create value. Whatever the motion and control technology need, Parker has the experience, breadth of product and global reach to consistently deliver. No company knows more about motion and control technology than Parker. For further info call 00800 27 27 5374



Aerospace

Key Markets

Aftermarket services
Commercial transports
Engines
General & business aviation
Helicopters
Launch vehicles
Military aircraft
Missiles
Power generation
Regional transports
Unmanned aerial vehicles

Key Products

Control systems & actuation products
Engine systems & components
Fluid conveyance systems & components
Fluid metering, delivery & atomization devices
Fuel systems & components
Fuel tank inerting systems
Hydraulic systems & components
Thermal management
Wheels & brakes



Climate Control

Key Markets

Agriculture
Air conditioning
Construction Machinery
Food & beverage
Industrial machinery
Life sciences
Oil & gas
Precision cooling
Process
Refrigeration
Transportation

Key Products

Accumulators
Advanced actuators
CO₂ controls
Electronic controllers
Filter driers
Hand shut-off valves
Heat exchangers
Hose & fittings
Pressure regulating valves
Refrigerant distributors
Safety relief valves
Smart pumps
Solenoid valves
Thermostatic expansion valves



Electromechanical

Key Markets

Aerospace
Factory automation
Life science & medical
Machine tools
Packaging machinery
Paper machinery
Plastics machinery & converting
Primary metals
Semiconductor & electronics
Textile
Wire & cable

Key Products

AC/DC drives & systems
Electric actuators, gantry robots & slides
Electrohydraulic actuation systems
Electromechanical actuation systems
Human machine interface
Linear motors
Stepper motors, servo motors, drives & controls
Structural extrusions



Filtration

Key Markets

Aerospace
Food & beverage
Industrial plant & equipment
Life sciences
Marine
Mobile equipment
Oil & gas
Power generation & renewable energy
Process
Transportation
Water Purification

Key Products

Analytical gas generators
Compressed air filters & dryers
Engine air, coolant, fuel & oil filtration systems
Fluid condition monitoring systems
Hydraulic & lubrication filters
Hydrogen, nitrogen & zero air generators
Instrumentation filters
Membrane & fiber filters
Microfiltration
Sterile air filtration
Water desalination & purification filters & systems



Fluid & Gas Handling

Key Markets

Aerial lift
Agriculture
Bulk chemical handling
Construction machinery
Food & beverage
Fuel & gas delivery
Industrial machinery
Life sciences
Marine
Mining
Mobile
Oil & gas
Renewable energy
Transportation

Key Products

Check valves
Connectors for low pressure fluid conveyance
Deep sea umbilicals
Diagnostic equipment
Hose couplings
Industrial hose
Mooring systems & power cables
PTFE hose & tubing
Quick couplings
Rubber & thermoplastic hose
Tube fittings & adapters
Tubing & plastic fittings



Hydraulics

Key Markets

Aerial lift
Agriculture
Alternative energy
Construction machinery
Forestry
Industrial machinery
Machine tools
Marine
Material handling
Mining
Oil & gas
Power generation
Refuse vehicles
Renewable energy
Truck hydraulics
Turf equipment

Key Products

Accumulators
Cartridge valves
Electrohydraulic actuators
Human machine interfaces
Hybrid drives
Hydraulic cylinders
Hydraulic motors & pumps
Hydraulic systems
Hydraulic valves & controls
Hydrostatic steering
Integrated hydraulic circuits
Power take-offs
Power units
Rotary actuators
Sensors



Process Control

Key Markets

Aerospace
Conveyor & material handling
Factory automation
Life science & medical
Machine tools
Packaging machinery
Transportation & automotive

Key Products

Air preparation
Brass fittings & valves
Manifolds
Pneumatic accessories
Pneumatic actuators & grippers
Pneumatic valves & controls
Quick disconnects
Rotary actuators
Rubber & thermoplastic hose & couplings
Structural extrusions
Thermoplastic tubing & fittings
Vacuum generators, cups & sensors



Process Control

Key Markets

Alternative fuels
Biopharmaceuticals
Chemical & refining
Food & beverage
Marine & shipbuilding
Medical & dental
Microelectronics
Nuclear Power
Offshore oil exploration
Oil & gas
Pharmaceuticals
Power generation
Pulp & paper
Steel
Water/wastewater

Key Products

Analytical Instruments
Analytical sample conditioning products & systems
Chemical injection fittings & valves
Fluoropolymer chemical delivery fittings, valves & pumps
High purity gas delivery fittings, valves, regulators & digital flow controllers
Industrial mass flow meters/controllers
Permanent no-weld tube fittings
Precision industrial regulators & flow controllers
Process control double block & bleeds
Process control fittings, valves, regulators & manifold valves



Sealing & Shielding

Key Markets

Aerospace
Chemical processing
Consumer
Fluid power
General industrial
Information technology
Life sciences
Microelectronics
Military
Oil & gas
Power generation
Renewable energy
Telecommunications
Transportation

Key Products

Dynamic seals
Elastomeric o-rings
Electro-medical instrument design & assembly
EMI shielding
Extruded & precision-cut, fabricated elastomeric seals
High temperature metal seals
Homogeneous & inserted elastomeric shapes
Medical device fabrication & assembly
Metal & plastic retained composite seals
Shielded optical windows
Silicone tubing & extrusions
Thermal management
Vibration dampening

ENGINEERING YOUR SUCCESS.



Global experience truly local service

supplying the following industries.....

Aerospace
Agriculture
Automotive
Beveridge
Defence
Engineering (C+M+E)
Food
General Industry
Medical
Pharma



Sales, Service Centre and Trade Counter facility in High Wycombe.



We design, build and supply Electronic, Pneumatic, Hydraulic, Filtration, Controls and Systems.



Wherever.....
Wherever.....
whatever....
whatever....



J&J Air Systems



J&J Air Systems, Sands Industrial Estate, High Wycombe, Bucks HP12 4HJ, United Kingdom.

©2019

Customer Service: 0800 027 8442
Telephone: 01494 530291
International: +44 (0)1494 530291
sales@JJAirSystems.co.uk
www.JJAirSystems.co.uk

